

ACCOUNTS AND MASTER FILE CODING

Introduction

Account Coding for Master Files in IES Business is flexible, but there are a few restrictions to certain characters being used in Account Codes.

Generally no fixed length is prescribed for Accounts Codes on IES Business Master Files, and you are free to use any logical coding convention that suits your Business.

Restrictions

The following restrictions (characters that may not be used in the Account Key) apply to the Master Files listed below: -

Ledger Accounts Master Key: asterisk (*), space, fwd slash (/), back slash (\)

Job Costing Master Key: asterisk (*), space, fwd slash (/), back slash (\)

Asset Master and Asset Item Keys: asterisk (*), space, fwd slash (/), back slash (\)

AP Payables, AR Receivables and Sub Ledger Loans: asterisk (*), space, fwd slash (/), back slash (\)

Please Note: AP, AR and Sub Ledger Loans have Master Keys on the same register, therefore none of the 3 may use the same Master Key already in use by another. For example, there cannot be an AP Account with the same Key as an AR Account.

And for the following Master Files, the dash (-) is also prohibited: -

Inventory Master: asterisk (*), space, fwd slash (/), back slash (\), dash (-)


Stores Master: asterisk (*), space, fwd slash (/), back slash (\), dash (-)

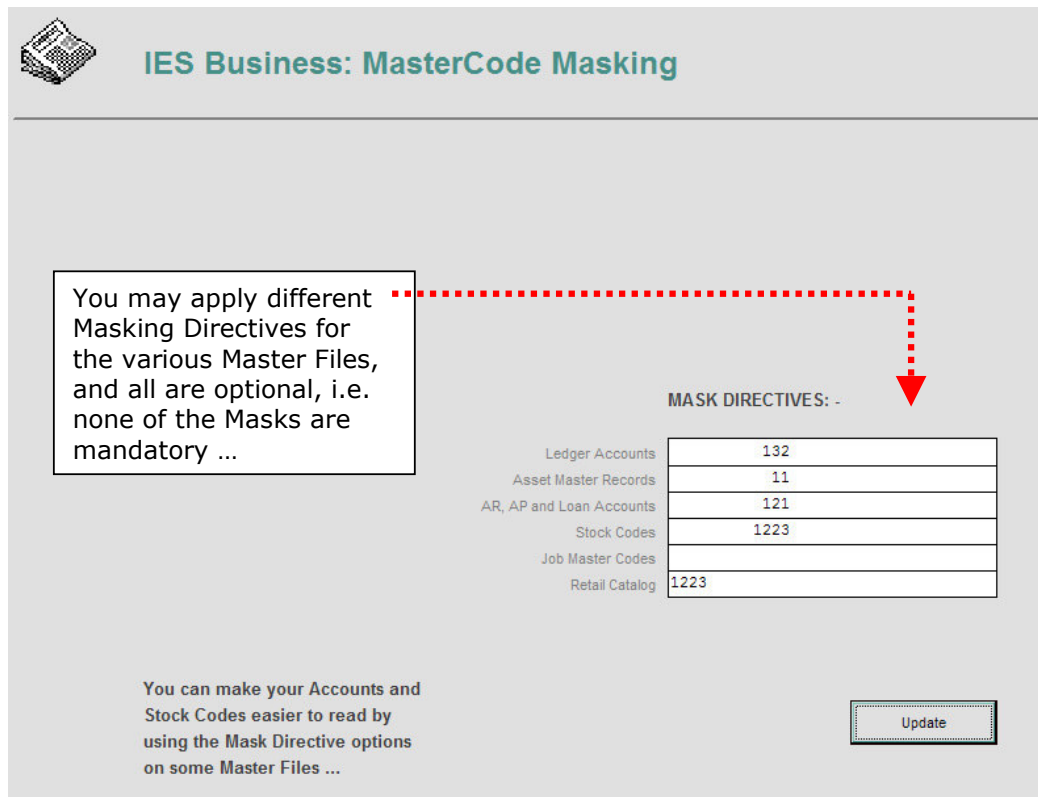
Retail Catalog Master: asterisk (*), space, fwd slash (/), back slash (\), dash (-)

Hint: When the dash (-) is not allowed, the dot (.) can usually be applied with equal efficiency.

Using Master Code Masking Directives

Having explained about the restrictions, the upside is that you may use Masking Directives on the Files mentioned above, to display Accounts and Stock Codes with breaks, i.e. dashes (-). Below we show the Master Code Directives screen, which you will find in Accounting Controls, File Maintenance.

Have you used your IES  today?



IES Business: MasterCode Masking

You may apply different Masking Directives for the various Master Files, and all are optional, i.e. none of the Masks are mandatory ...

MASK DIRECTIVES: -

Ledger Accounts	132
Asset Master Records	11
AR, AP and Loan Accounts	121
Stock Codes	1223
Job Master Codes	
Retail Catalog	1223

You can make your Accounts and Stock Codes easier to read by using the Mask Directive options on some Master Files ...

Update

The Mask Directive should either be NULL, or a series of numbers with a maximum directive length of 7 digits, where each digit specifies the number of Characters in the Key before a dash (-) will be displayed.


For example, if your mask directive for the Ledger Account Codes is NULL, i.e. none specified, then an Account Code of '100234773' will be displayed just like that, i.e. as '100234773'.

However, if your mask directive = '1321' then '100234773' will be displayed as '1-002-34-7-73'.

Hint: Mask Directives are optional, but they make the reading of Account Keys, Stock Codes and other longer codes easier to read.

© Infolab, 2004.

This Documentation is copyrighted by Infolab (Pty) Ltd. [www.infolab.cc] All rights are reserved. Licensed INFOLAB Users are granted permission, for internal use ONLY, to reproduce the Documentation, and to include amendments dealing with specific instructions local to your installation.

Have you used your IES  today?