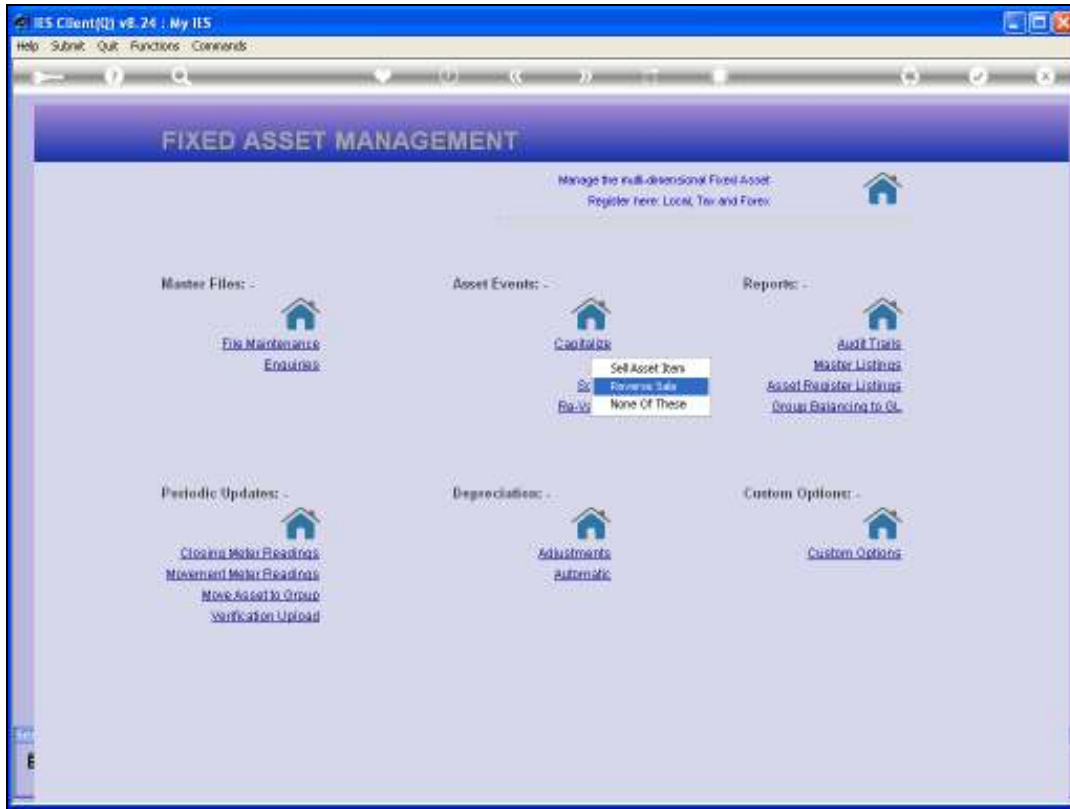


Slide 1

Slide notes: In this tutorial we will see how we can reverse a Disposal where the Asset Item was sold. Therefore, if we Sell an Asset by mistake or make some mistake in the process, then we can neatly reverse it.

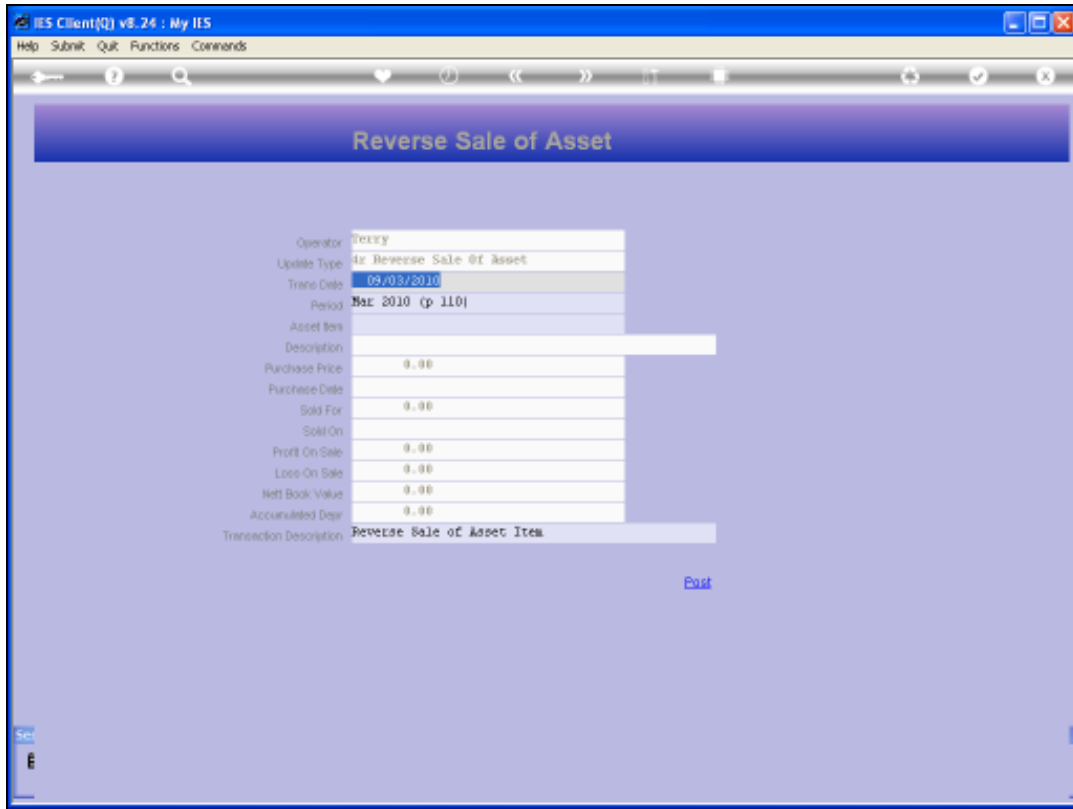


Slide 2  
Slide notes:

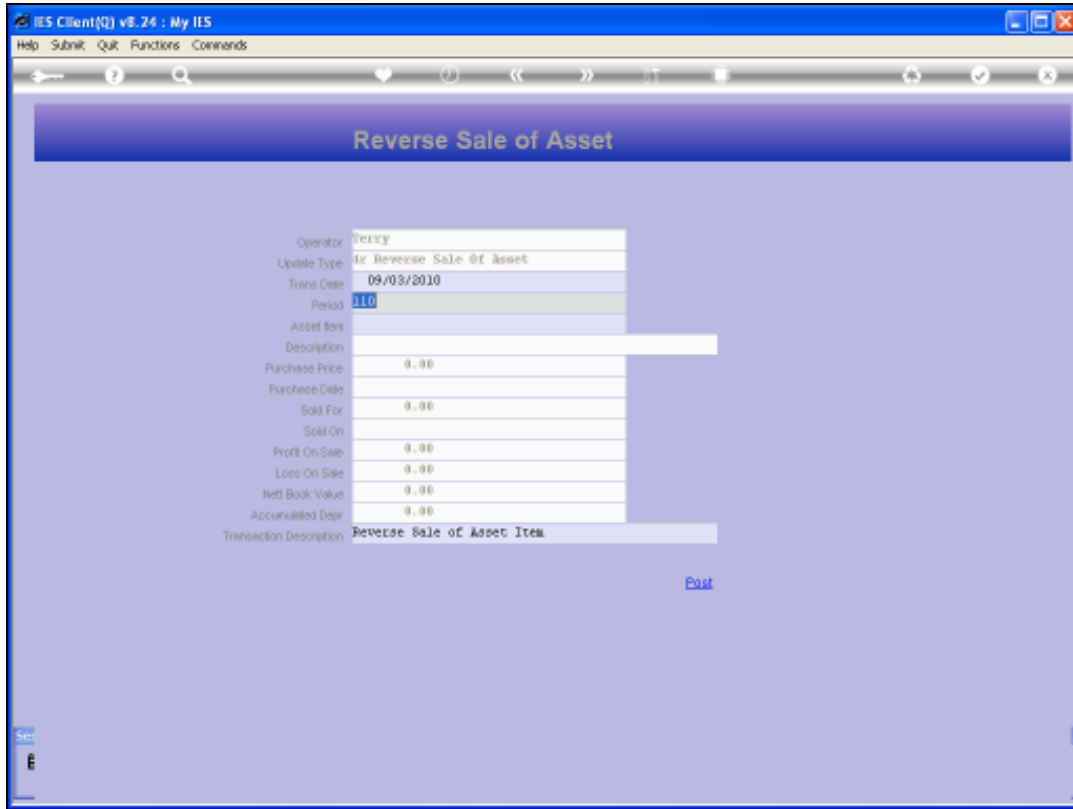


Slide 3

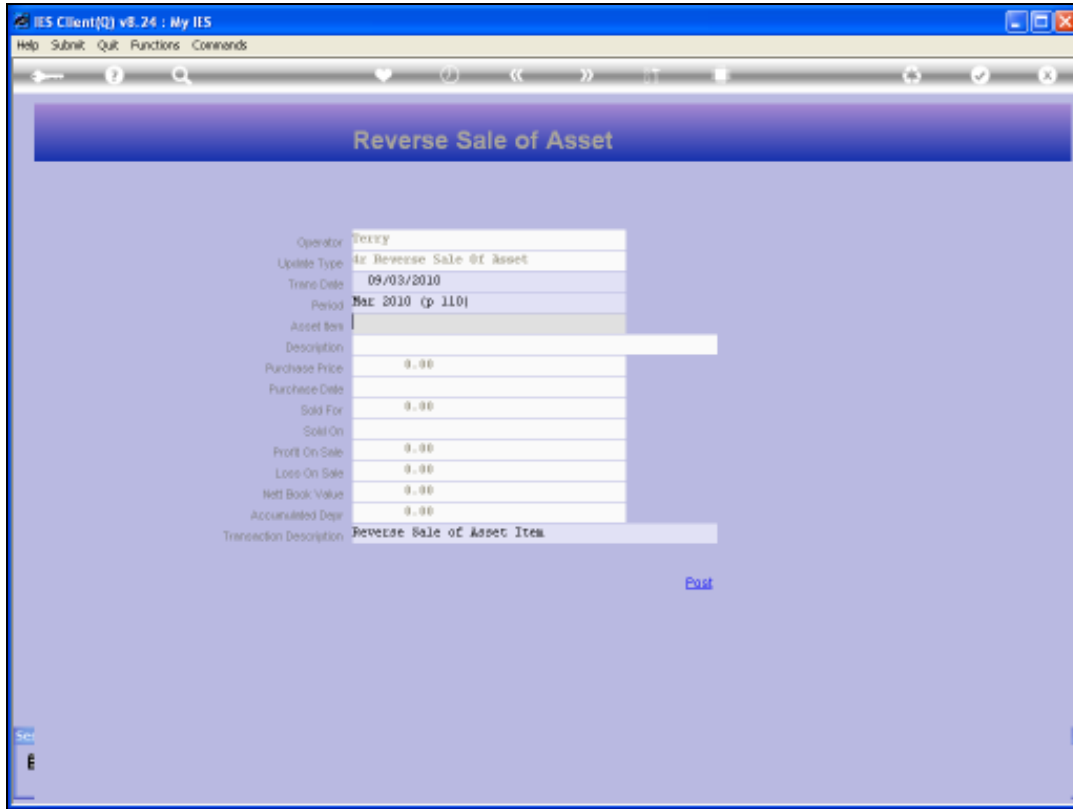
Slide notes:



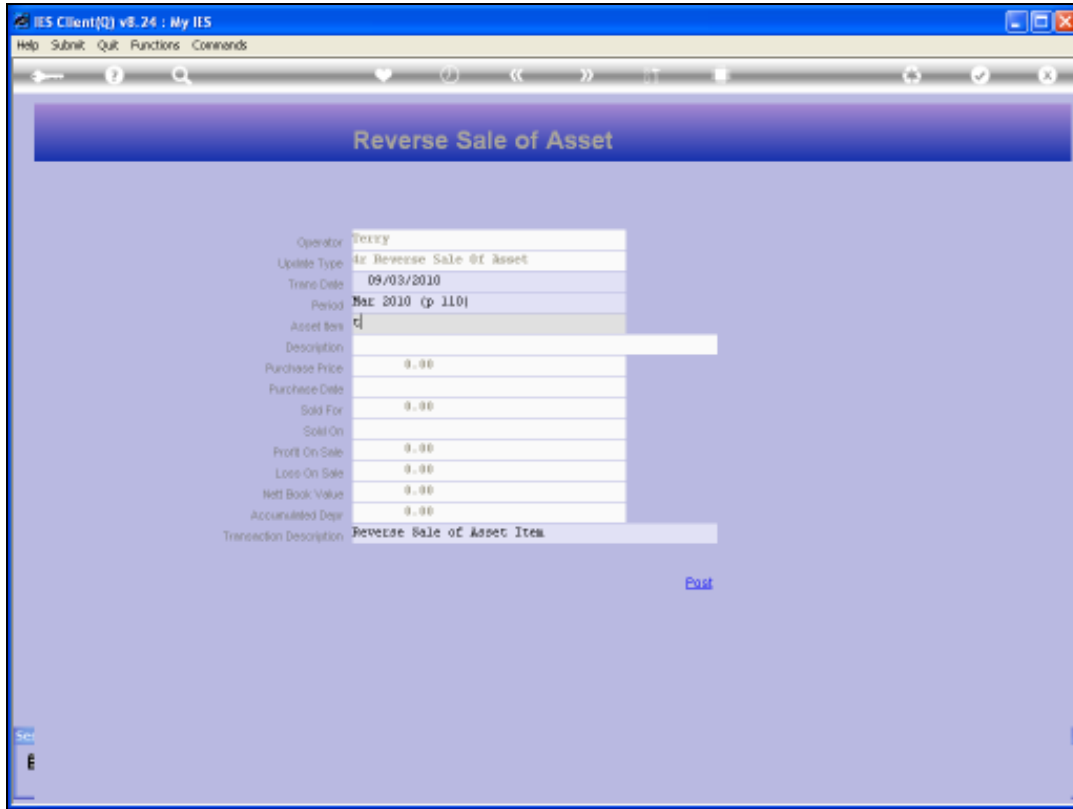
Slide 4  
Slide notes:



Slide 5  
Slide notes:



Slide 6  
Slide notes:



Slide 7  
Slide notes:

The screenshot shows a software window titled "IES Client v8.24 : My IES". The window contains a form for a "Reverse Sale of Asset" transaction. The form fields are as follows:

Operator	TERRY
Update Type	Reverse Sale of Asset
Trans Date	09/03/2010
Period	Mar 2010 (p 110)
Asset Bsn	00
Description	
Purchase Price	0.00
Purchase Date	
Sold For	0.00
Sold On	
Profit On Sale	0.00
Loss On Sale	0.00
Net Book Value	0.00
Accumulated Dep	0.00
Transaction Description	Reverse Sale of Asset Item

Below the form, there is a "Post" button.

Slide 8  
Slide notes:



The screenshot shows a software window titled "IES Client(0) v8.24 : My IES". The window contains a form for a "Reverse Sale of Asset" transaction. The form fields are as follows:

Operator	Terry
Update Type	Reverse Sale of Asset
Trans Date	09/03/2010
Period	Mar 2010 (p 110)
Asset Bsn	0001
Description	
Purchase Price	0.00
Purchase Date	
Sold For	0.00
Sold On	
Profit On Sale	0.00
Loss On Sale	0.00
Net Book Value	0.00
Accumulated Dep	0.00
Transaction Description	Reverse Sale of Asset Item

Below the form, there is a blue "Post" button. In the bottom left corner of the window, there is a "Sec" button and a small icon.

Slide 9  
Slide notes:

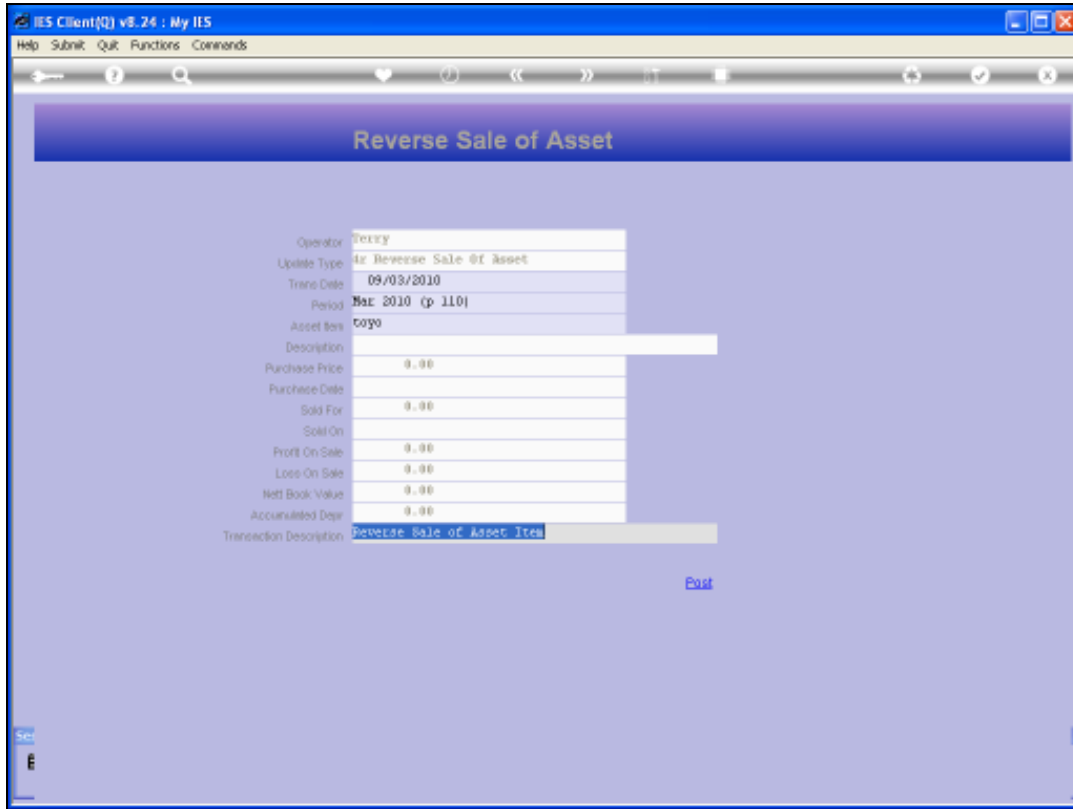
The screenshot shows a software window titled "IES Client(0) v8.24 : My IES". The window contains a form for a "Reverse Sale of Asset" transaction. The form fields are as follows:

Operator	Terry
Update Type	Reverse Sale of Asset
Trans Date	09/03/2010
Period	Mar 2010 (p 110)
Asset Bsn	toyol
Description	
Purchase Price	0.00
Purchase Date	
Sold For	0.00
Sold On	
Profit On Sale	0.00
Loss On Sale	0.00
Net Book Value	0.00
Accumulated Dep	0.00
Transaction Description	Reverse Sale of Asset Item

Below the form, there is a "Post" button.

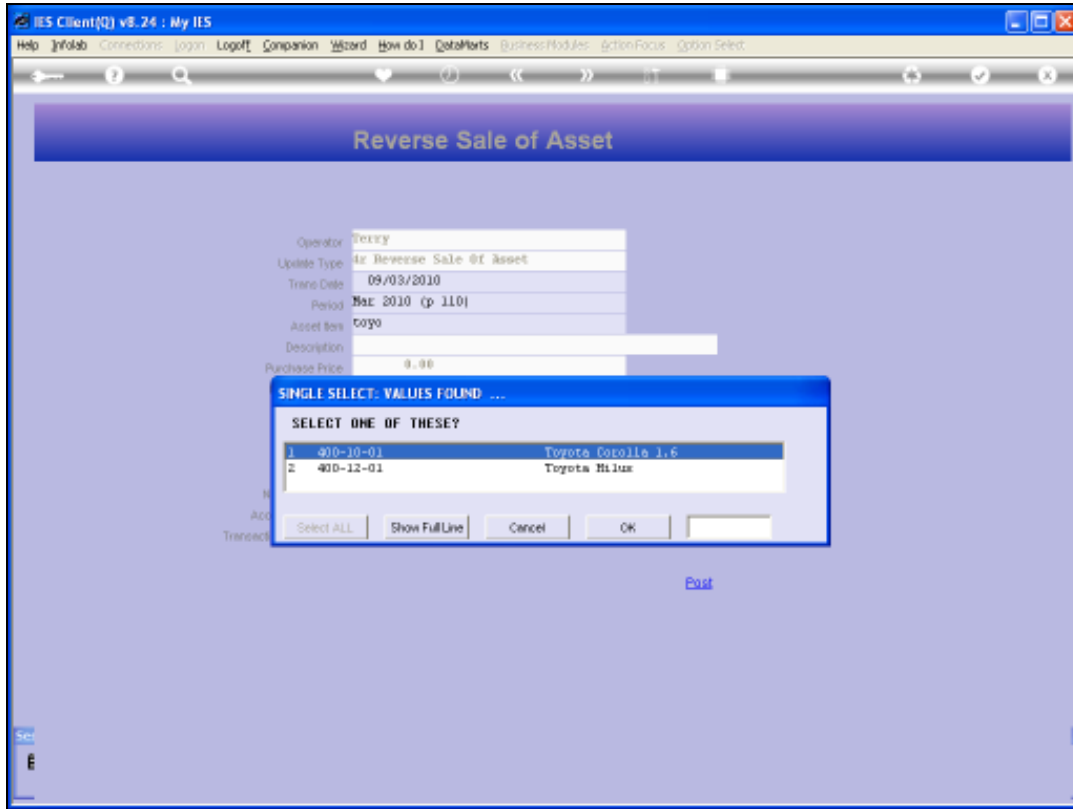
Slide 10

Slide notes:



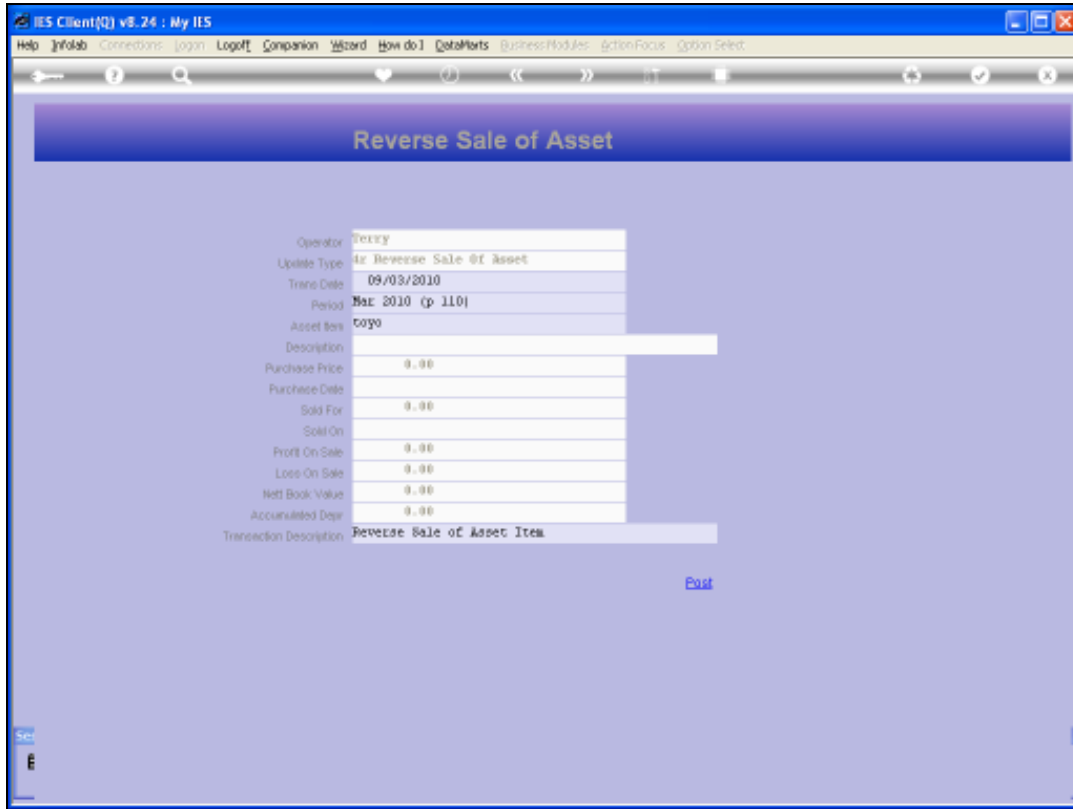
Slide 11

Slide notes:



Slide 12

Slide notes:



Slide 13

Slide notes:

The screenshot displays the 'Reverse Sale of Asset' window in the IES Client v8.24. The window title is 'IES Client(0) v8.24 : My IES'. The menu bar includes 'Help', 'Submit', 'Quit', 'Functions', and 'Commands'. The window contains a form with the following fields:

Operator	Tecky
Update Type	Ar Reverse Sale of Asset
Trans Date	09/03/2010
Period	Mar 2010 (p 110)
Asset Bsn	400-10-01
Description	TOYOTA COROLLA 1.6
Purchase Price	185,000.00
Purchase Date	15/01/2010
Sold For	160,000.00
Sold On	09/03/2010
Profit On Sale	0.00
Loss On Sale	20,599.32
Nett Book Value	0.00
Accumulated Depr	0.00
Transaction Description	Reverse Sale of Asset Item

Post

Slide 14

Slide notes: Of course the system will only allow the reversal if the Asset was indeed sold, and as we can see, it knows all the former Values from before the Sale.

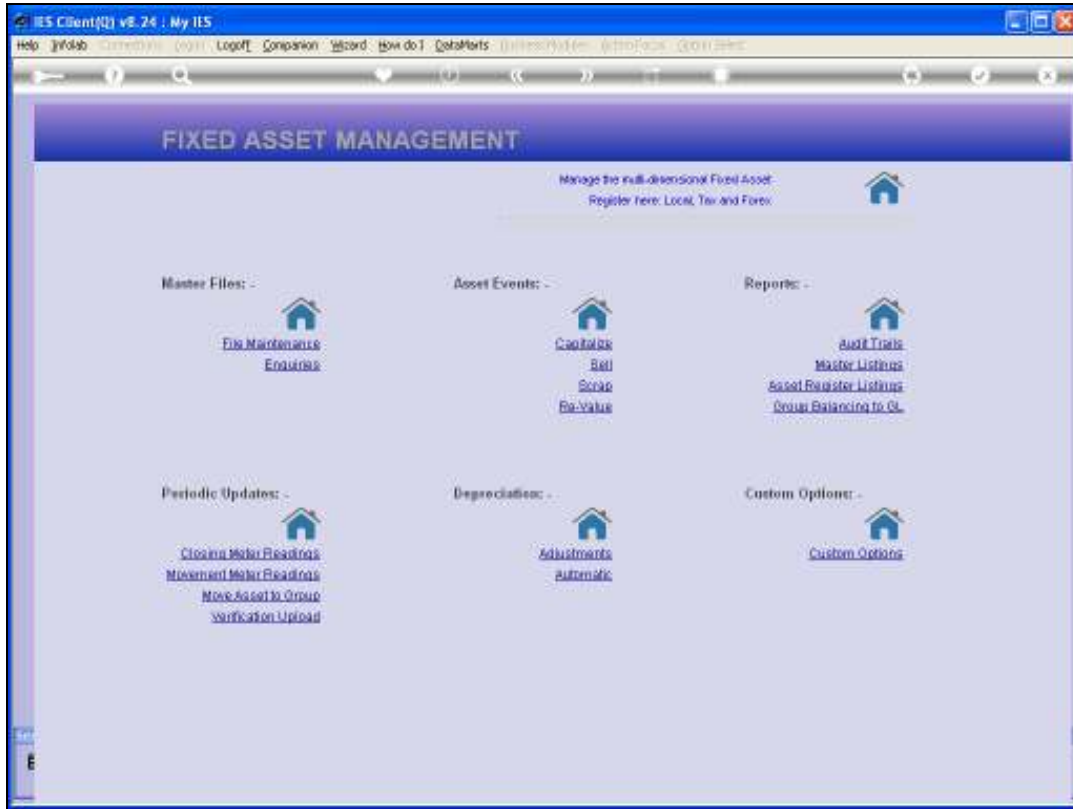
The screenshot shows a software window titled 'IES Client v8.24 : My IES'. The window contains a form titled 'Reverse Sale of Asset'. The form fields are as follows:

Operator	Tecky
Update Type	Reverse Sale of Asset
Trans Date	09/03/2010
Period	Mar 2010 (p 110)
Asset Bsn	400-10-01
Description	TOYOTA COROLLA 1.6
Purchase Price	185,000.00
Purchase Date	15/01/2010
Sold For	160,000.00
Sold On	09/03/2010
Profit On Sale	0.00
Loss On Sale	20,599.32
Nett Book Value	0.00
Accumulated Dep	0.00
Transaction Description	Reverse Sale of Asset Item

At the bottom right of the form, there is a 'Post' button. In the bottom left corner of the window, there is a 'Sec' icon and the number '6'.

Slide 15

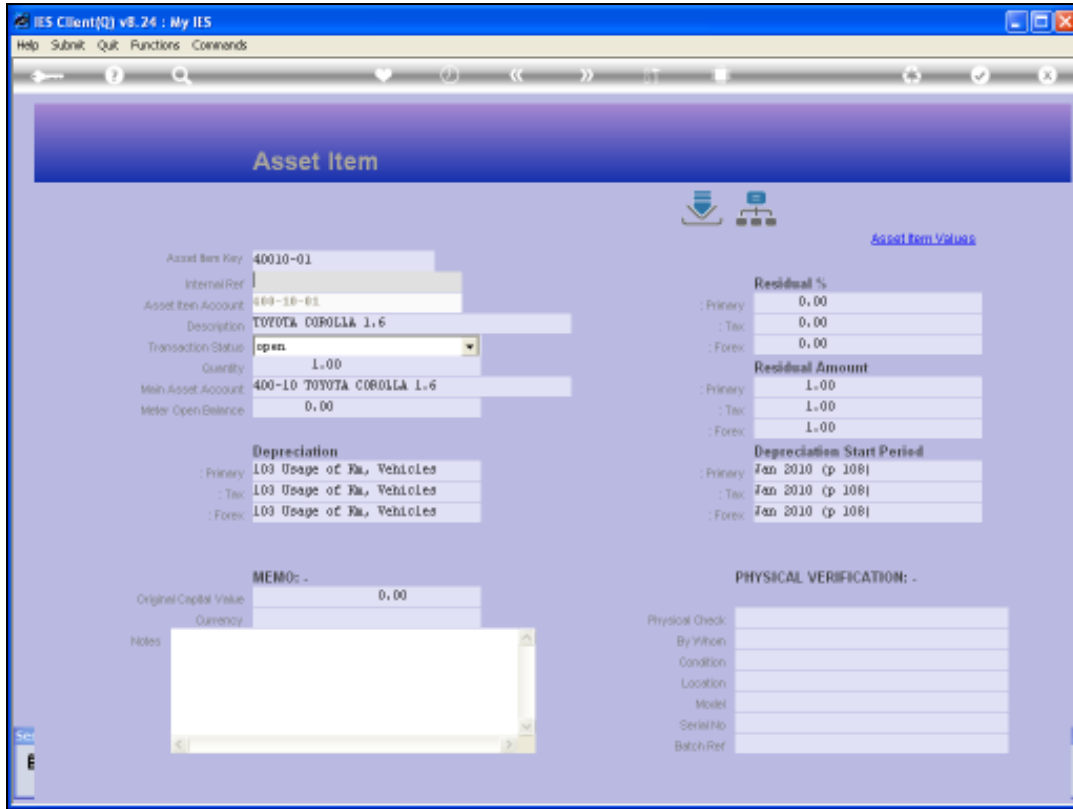
Slide notes:



Slide 16

Slide notes:





Slide 17

Slide notes: When we look at the Asset Item afterwards, we will see all Values restored as before the Sale.

**ASSET ITEM VALUES**

Asset Item Key: 0010-01  
Asset Item Account: 100-10-01  
Internal Ref: 10010-01  
Description: TOYOTA COROLLA 1.6  
Purchase Date: 15/01/2010  
Sold On:  
Scrapped On:  
Last Depn Calc: Feb 2010 (p 109)

	TAX VIEW	PRIMARY VIEW	FOREX VIEW
Purchase Price	185,000.00	185,000.00	25,000.00
Sold For	0.00	0.00	0.00
Net Book Value	184,597.32	184,599.32	24,945.58
Accum Depn	402.68	401.68	54.42
Profit On Sale	0.00	0.00	0.00
Loss On Sale	0.00	0.00	0.00

Depreciation Periods	Tax	Primary	Forex
1 Jun 2010 (p 108)	402.68	401.68	54.42
2 Feb 2010 (p 109)	0.00	0.00	0.00
3 Mar 2010 (p 110)	0.00	0.00	0.00

Slide 18

Slide notes: Even the prior Depreciation is back in place.

**ASSET ITEM VALUES**

Asset Item Key: 4010-01  
Asset Item Account: 400-10-01  
Internal Ref: 40010-01  
Description: TOYOTA COROLLA 1.6  
Purchase Date: 15/01/2010  
Sold On:  
Scrapped On:  
Last Depn Calc: Feb 2010 (p 109)

	TAX VIEW	PRIMARY VIEW	FOREX VIEW
Purchase Price	185,000.00	185,000.00	25,000.00
Sold For	0.00	0.00	0.00
Nett Book Value	184,599.32	184,599.32	24,945.58
Accum Depn	402.68	401.68	54.42
Profit On Sale	0.00	0.00	0.00
Loss On Sale	0.00	0.00	0.00

Depreciation Periods	Tax	Primary	Forex
1 Jun 2010 (p 108)	402.68	401.68	54.42
2 Feb 2010 (p 109)	0.00	0.00	0.00
3 Mar 2010 (p 110)	0.00	0.00	0.00

Slide 19  
Slide notes: