



## Slide 2 - Slide 2

Cash Flow Statement  0001										
	Period ending	January	February	March	April	May	June	July	August	September
Beginning Cash At Bank	0002	0003	0004	0005	0006	0007	0008	0009	0010	0011
Net income	0014	0015	0016	0017	0018	0019	0020	0021	0022	0023
Operating activities, cash flows provided by or used in:										
Depreciation and amortization	0026	0027	0028	0029	0030	0031	0032	0033	0034	0035
Adjustments to net income	0038	0039	0040	0041	0042	0043	0044	0045	0046	0047
Decrease (increase) in accounts receivable	0038	0039	0040	0041	0042	0043	0044	0045	0046	0047
Increase (decrease) in liabilities (A/P, taxes payable)	0050	0051	0052	0053	0054	0055	0056	0057	0058	0059
Decrease (increase) in inventories	0062	0063	0064	0065	0066	0067	0068	0069	0070	0071
Increase (decrease) in other operating activities	0074	0075	0076	0077	0078	0079	0080	0081	0082	0083
Net cash flow from operating activities	0086	0087	0088	0089	0090	0091	0092	0093	0094	0095
Investing activities, cash flows provided by or used in:										
Capital expenditures	0098	0099	0100	0101	0102	0103	0104	0105	0106	0107
Investments	0110	0111	0112	0113	0114	0115	0116	0117	0118	0119
Other cash flows from investing activities	0122	0123	0124	0125	0126	0127	0128	0129	0130	0131
Net cash flows from investing activities	0134	0135	0136	0137	0138	0139	0140	0141	0142	0143
Financing activities, cash flows provided by or used in:										
Dividends paid	0146	0147	0148	0149	0150	0151	0152	0153	0154	0155
Sale (repurchase) of stock	0158	0159	0160	0161	0162	0163	0164	0165	0166	0167
Increase (decrease) in debt	0170	0171	0172	0173	0174	0175	0176	0177	0178	0179
Other cash flows from financing activities	0182	0183	0184	0185	0186	0187	0188	0189	0190	0191
Net cash flows from financing activities	0194	0195	0196	0197	0198	0199	0200	0201	0202	0203
Effect of exchange rate changes	0206	0207	0208	0209	0210	0211	0212	0213	0214	0215
Net increase (decrease) in cash and cash equivalents	0206	0207	0208	0209	0210	0211	0212	0213	0214	0215
Ending Cash At Bank	0218	0219	0220	0221	0222	0223	0224	0225	0226	0227

## Slide notes

When we look at the text on the left in this Layout, we recognize it as realistic text to use in the Name for each Tag on this Line, and we can have a Pre-fix for each column where we indicate the Month.

## Slide 3 - Slide 3

File Edit View Favorites Tools Help										
<div> <div>Google</div> <div>Search</div> <div>Share</div> <div>Sidewiki</div> <div>Check</div> <div>Translate</div> <div>AutoFill</div> <div>Sign In</div> </div> <div> <div>Favorites</div> <div>Free Hotmail</div> <div>Suggested Sites</div> <div>Web Slice Gallery</div> </div> <div> <div>\\127.0.0.1\Bridge\X155713...</div> <div>\\127.0.0.1\Bridge\X155...</div> </div> <div> <div>Page</div> <div>Safety</div> <div>Tools</div> </div>										
<b>Cash Flow Statement  0001 </b>										
	<i>Period ending</i>	<b>January</b>	<b>February</b>	<b>March</b>	<b>April</b>	<b>May</b>	<b>June</b>	<b>July</b>	<b>August</b>	<b>Sept</b>
<i>Beginning Cash At Bank</i>	0002	0003	0004	0005	0006	0007	0008	0009	0010	0011
<b>Net income</b>	0014	0015	0016	0017	0018	0019	0020	0021	0022	0023
<b>Operating activities, cash flows provided by or used in:</b>										
Depreciation and amortization	0026	0027	0028	0029	0030	0031	0032	0033	0034	0035
Adjustments to net income	0038	0039	0040	0041	0042	0043	0044	0045	0046	0047
Decrease (increase) in accounts receivable	0050	0051	0052	0053	0054	0055	0056	0057	0058	0059
Increase (decrease) in liabilities (A/P, taxes payable)	0062	0063	0064	0065	0066	0067	0068	0069	0070	0071
Decrease (increase) in inventories	0074	0075	0076	0077	0078	0079	0080	0081	0082	0083
Increase (decrease) in other operating activities	0086	0087	0088	0089	0090	0091	0092	0093	0094	0095
<b>Net cash flow from operating activities</b>	0098	0099	0100	0101	0102	0103	0104	0105	0106	0107
<b>Investing activities, cash flows provided by or used in:</b>										
Capital expenditures	0110	0111	0112	0113	0114	0115	0116	0117	0118	0119
Investments	0122	0123	0124	0125	0126	0127	0128	0129	0130	0131
Other cash flows from investing activities	0134	0135	0136	0137	0138	0139	0140	0141	0142	0143
<b>Net cash flows from investing activities</b>	0146	0147	0148	0149	0150	0151	0152	0153	0154	0155
<b>Financing activities, cash flows provided by or used in:</b>										
Dividends paid	0158	0159	0160	0161	0162	0163	0164	0165	0166	0167
Sale (repurchase) of stock	0170	0171	0172	0173	0174	0175	0176	0177	0178	0179
Increase (decrease) in debt	0182	0183	0184	0185	0186	0187	0188	0189	0190	0191
Other cash flows from financing activities	0194	0195	0196	0197	0198	0199	0200	0201	0202	0203
<b>Net cash flows from financing activities</b>	0206	0207	0208	0209	0210	0211	0212	0213	0214	0215
Effect of exchange rate changes	0218	0219	0220	0221	0222	0223	0224	0225	0226	0227
<b>Net increase (decrease) in cash and cash equivalents</b>	0230	0231	0232	0233	0234	0235	0236	0237	0238	0239
<i>Ending Cash At Bank</i>	0242	0243	0244	0245	0246	0247	0248	0249	0250	0251

## Slide notes



## Slide 4 - Slide 4

File Edit View Favorites Tools Help										
X Google Search Share Sidewiki Check Translate AutoFill Sign In										
Favorites Free Hotmail Suggested Sites Web Slice Gallery										
\\127.0.0.1\Bridge\X155713... \\127.0.0.1\Bridge\X155... Page Safety Tools										
<b>Cash Flow Statement  0001 </b>										
	<i>Period ending</i>	<b>January</b>	<b>February</b>	<b>March</b>	<b>April</b>	<b>May</b>	<b>June</b>	<b>July</b>	<b>August</b>	<b>September</b>
<i>Beginning Cash At Bank</i>	0002	0003	0004	0005	0006	0007	0008	0009	0010	0011
<b>Net income</b>	0014	0015	0016	0017	0018	0019	0020	0021	0022	0023
<b>Operating activities, cash flows provided by or used in:</b>										
Depreciation and amortization	0026	0027	0028	0029	0030	0031	0032	0033	0034	0035
Adjustments to net income	0038	0039	0040	0041	0042	0043	0044	0045	0046	0047
Decrease (increase) in accounts receivable	0050	0051	0052	0053	0054	0055	0056	0057	0058	0059
Increase (decrease) in liabilities (A/P, taxes payable)	0062	0063	0064	0065	0066	0067	0068	0069	0070	0071
Decrease (increase) in inventories	0074	0075	0076	0077	0078	0079	0080	0081	0082	0083
Increase (decrease) in other operating activities	0086	0087	0088	0089	0090	0091	0092	0093	0094	0095
<b>Net cash flow from operating activities</b>	0098	0099	0100	0101	0102	0103	0104	0105	0106	0107
<b>Investing activities, cash flows provided by or used in:</b>										
Capital expenditures	0110	0111	0112	0113	0114	0115	0116	0117	0118	0119
Investments	0122	0123	0124	0125	0126	0127	0128	0129	0130	0131
Other cash flows from investing activities	0134	0135	0136	0137	0138	0139	0140	0141	0142	0143
<b>Net cash flows from investing activities</b>	0146	0147	0148	0149	0150	0151	0152	0153	0154	0155
<b>Financing activities, cash flows provided by or used in:</b>										
Dividends paid	0158	0159	0160	0161	0162	0163	0164	0165	0166	0167
Sale (repurchase) of stock	0170	0171	0172	0173	0174	0175	0176	0177	0178	0179
Increase (decrease) in debt	0182	0183	0184	0185	0186	0187	0188	0189	0190	0191
Other cash flows from financing activities	0194	0195	0196	0197	0198	0199	0200	0201	0202	0203
<b>Net cash flows from financing activities</b>	0206	0207	0208	0209	0210	0211	0212	0213	0214	0215
Effect of exchange rate changes	0218	0219	0220	0221	0222	0223	0224	0225	0226	0227
<b>Net increase (decrease) in cash and cash equivalents</b>	0230	0231	0232	0233	0234	0235	0236	0237	0238	0239
<i>Ending Cash At Bank</i>	0242	0243	0244	0245	0246	0247	0248	0249	0250	0251

## Slide notes

## Slide 5 - Slide 5

File Edit View Favorites Tools Help										
X Google Search Share Sidewiki Check Translate AutoFill Sign In										
Favorites Free Hotmail Suggested Sites Web Slice Gallery										
\\127.0.0.1\Bridge\X155713... \\127.0.0.1\Bridge\X155... x										
Page Safety Tools										
<b>Cash Flow Statement  0001 </b>										
	Period ending	January	February	March	April	May	June	July	August	September
Beginning Cash At Bank	0002	0003	0004	0005	0006	0007	0008	0009	0010	0011
<b>Net income</b>	0014	0015	0016	0017	0018	0019	0020	0021	0022	0023
<b>Operating activities, cash flows provided by or used in:</b>										
Depreciation and amortization	0026	0027	0028	0029	0030	0031	0032	0033	0034	0035
Adjustments to net income										
Decrease (increase) in accounts receivable	0038	0039	0040	0041	0042	0043	0044	0045	0046	0047
Increase (decrease) in liabilities (A/P, taxes payable)	0050	0051	0052	0053	0054	0055	0056	0057	0058	0059
Decrease (increase) in inventories	0062	0063	0064	0065	0066	0067	0068	0069	0070	0071
Increase (decrease) in other operating activities	0074	0075	0076	0077	0078	0079	0080	0081	0082	0083
<b>Net cash flow from operating activities</b>	0086	0087	0088	0089	0090	0091	0092	0093	0094	0095
<b>Investing activities, cash flows provided by or used in:</b>										
Capital expenditures	0098	0099	0100	0101	0102	0103	0104	0105	0106	0107
Investments	0110	0111	0112	0113	0114	0115	0116	0117	0118	0119
Other cash flows from investing activities	0122	0123	0124	0125	0126	0127	0128	0129	0130	0131
<b>Net cash flows from investing activities</b>	0134	0135	0136	0137	0138	0139	0140	0141	0142	0143
<b>Financing activities, cash flows provided by or used in:</b>										
Dividends paid	0146	0147	0148	0149	0150	0151	0152	0153	0154	0155
Sale (repurchase) of stock	0158	0159	0160	0161	0162	0163	0164	0165	0166	0167
Increase (decrease) in debt	0170	0171	0172	0173	0174	0175	0176	0177	0178	0179
Other cash flows from financing activities	0182	0183	0184	0185	0186	0187	0188	0189	0190	0191
<b>Net cash flows from financing activities</b>	0194	0195	0196	0197	0198	0199	0200	0201	0202	0203
Effect of exchange rate changes										
<b>Net increase (decrease) in cash and cash equivalents</b>	0206	0207	0208	0209	0210	0211	0212	0213	0214	0215
Ending Cash At Bank	0218	0219	0220	0221	0222	0223	0224	0225	0226	0227

## Slide notes

## Slide 6 - Slide 6

File Edit View Favorites Tools Help										
<div> <div>Google</div> <div>Search</div> <div>Share</div> <div>Sidewiki</div> <div>Check</div> <div>Translate</div> <div>AutoFill</div> <div>Sign In</div> </div> <div> <div>Favorites</div> <div>Free Hotmail</div> <div>Suggested Sites</div> <div>Web Slice Gallery</div> </div> <div> <div>\\127.0.0.1\Bridge\X155713...</div> <div>\\127.0.0.1\Bridge\X155...</div> </div> <div> <div>Page</div> <div>Safety</div> <div>Tools</div> </div>										
<b>Cash Flow Statement  0001 </b>										
	<i>Period ending</i>	<b>January</b>	<b>February</b>	<b>March</b>	<b>April</b>	<b>May</b>	<b>June</b>	<b>July</b>	<b>August</b>	<b>Sept</b>
<i>Beginning Cash At Bank</i>	0002	0003	0004	0005	0006	0007	0008	0009	0010	0011
<b>Net income</b>	0014	0015	0016	0017	0018	0019	0020	0021	0022	0023
<b>Operating activities, cash flows provided by or used in:</b>										
Depreciation and amortization	0026	0027	0028	0029	0030	0031	0032	0033	0034	0035
Adjustments to net income	0036	0037	0038	0039	0040	0041	0042	0043	0044	0045
Decrease (increase) in accounts receivable	0038	0039	0040	0041	0042	0043	0044	0045	0046	0047
Increase (decrease) in liabilities (A/P, taxes payable)	0050	0051	0052	0053	0054	0055	0056	0057	0058	0059
Decrease (increase) in inventories	0062	0063	0064	0065	0066	0067	0068	0069	0070	0071
Increase (decrease) in other operating activities	0074	0075	0076	0077	0078	0079	0080	0081	0082	0083
<b>Net cash flow from operating activities</b>	0086	0087	0088	0089	0090	0091	0092	0093	0094	0095
<b>Investing activities, cash flows provided by or used in:</b>										
Capital expenditures	0098	0099	0100	0101	0102	0103	0104	0105	0106	0107
Investments	0110	0111	0112	0113	0114	0115	0116	0117	0118	0119
Other cash flows from investing activities	0122	0123	0124	0125	0126	0127	0128	0129	0130	0131
<b>Net cash flows from investing activities</b>	0134	0135	0136	0137	0138	0139	0140	0141	0142	0143
<b>Financing activities, cash flows provided by or used in:</b>										
Dividends paid	0146	0147	0148	0149	0150	0151	0152	0153	0154	0155
Sale (repurchase) of stock	0158	0159	0160	0161	0162	0163	0164	0165	0166	0167
Increase (decrease) in debt	0170	0171	0172	0173	0174	0175	0176	0177	0178	0179
Other cash flows from financing activities	0182	0183	0184	0185	0186	0187	0188	0189	0190	0191
<b>Net cash flows from financing activities</b>	0194	0195	0196	0197	0198	0199	0200	0201	0202	0203
Effect of exchange rate changes	0206	0207	0208	0209	0210	0211	0212	0213	0214	0215
<b>Net increase (decrease) in cash and cash equivalents</b>	0206	0207	0208	0209	0210	0211	0212	0213	0214	0215
<i>Ending Cash At Bank</i>	0218	0219	0220	0221	0222	0223	0224	0225	0226	0227

## Slide notes



**Slide 7 - Slide 7**

The screenshot shows the IES Client v8.29 interface. The title bar reads "IES Client v8.29 : My IES". The menu bar includes "Help", "Submit", "Quit", "Functions", and "Commands". The toolbar contains icons for a key, help, search, heart, clock, left arrow, right arrow, list, and a checkmark. Below the toolbar are four tabs: "1 Console", "2 Pre Run", "3 The Tags", and "4 Options". The "3 The Tags" tab is active, displaying a table of tags.

**Tag Result Macros: -**

	>>> Tags	Value	Names	Exec It
1	0001	0001		1
2	0002	0002		2
3	0003	0003		2
4	0014	0014		1
5	0015	0015		1
6	0026	0026		1
7	0027	0027		1
8	0038	0038		1
9	0039	0039		1
10	0050	0050		1
11	0051	0051		1
12	0062	0062		1
13	0063	0063		1
14	0074	0074		1
15	0075	0075		1
16	0086	0086		1
17	0087	0087		1

Below the table are several empty rows and a status bar with buttons: "Nex", "Pre", "Add", "Ins", "Ed", "Del".

**Where is that tag !**

[Select from Tag List](#)

[Search for Tag Number](#)

[Search for Tag Name](#)

**Current Tag Focus: -**

Row: 1

Tag #: 0001

Name: 0001

[Open the Tag Macro](#)

**Slide notes**

Here we have an abridged list of Tags based on the Layout that we have just seen.

## Slide 8 - Slide 8

**Cash Flow Statement |0001|**

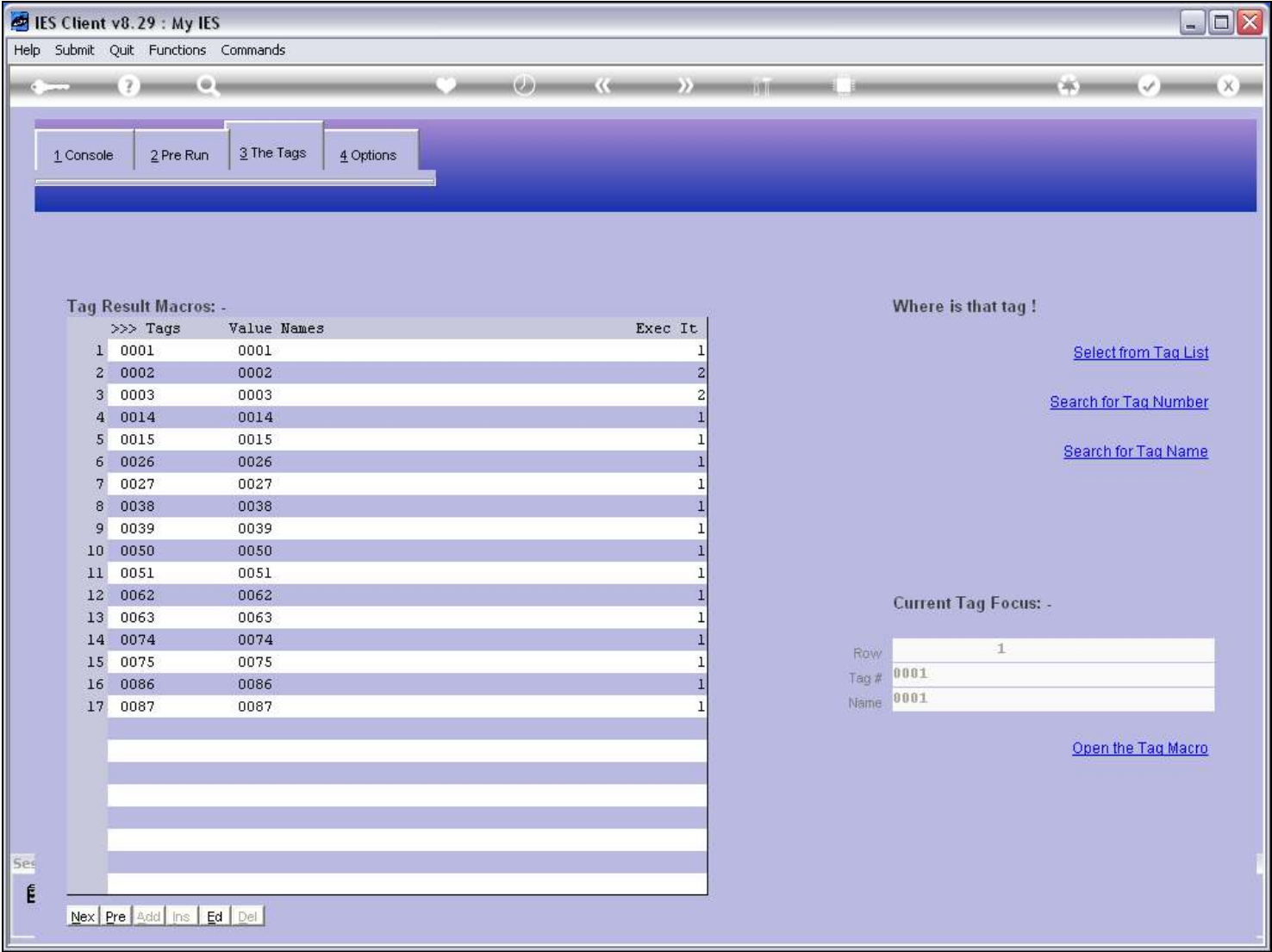
	Period ending	January	February
Beginning Cash At Bank	0002	0003	
<b>Net income</b>	<b> 0014 </b>	<b> 0015 </b>	
<b>Operating activities, cash flows provided by or used in:</b>			
Depreciation and amortization	0026	0027	
Adjustments to net income			
Decrease (increase) in accounts receivable	0038	0039	
Increase (decrease) in liabilities (A/P, taxes payable)	0050	0051	
Decrease (increase) in inventories	0062	0063	
Increase (decrease) in other operating activities	0074	0075	
<b>Net cash flow from operating activities</b>	<b> 0086 </b>	<b> 0087 </b>	

## Slide notes

The Layout has also been adjusted accordingly, so that we can easily demonstrate the principles of how we can use the mass edit function.

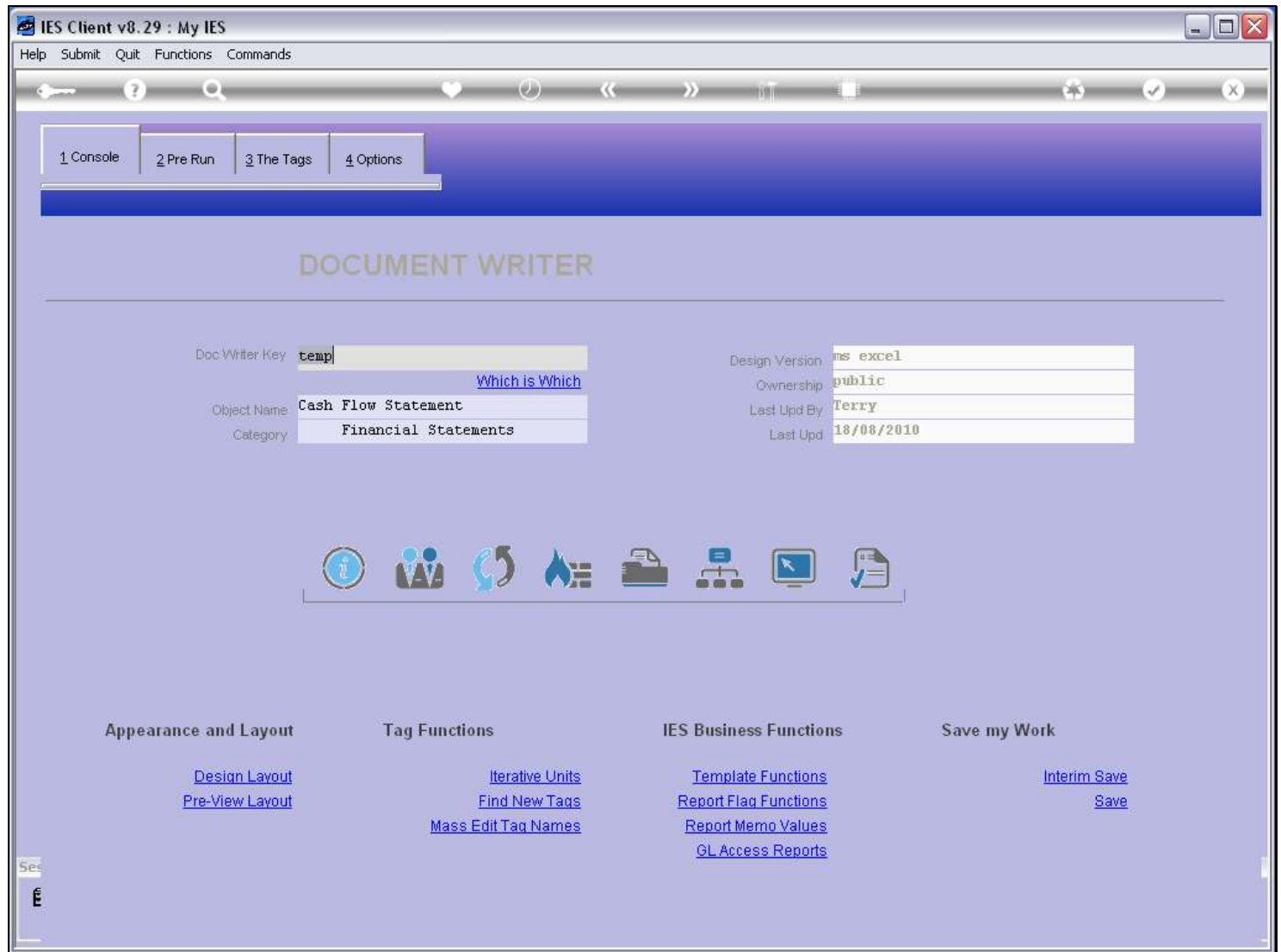


Slide 9 - Slide 9



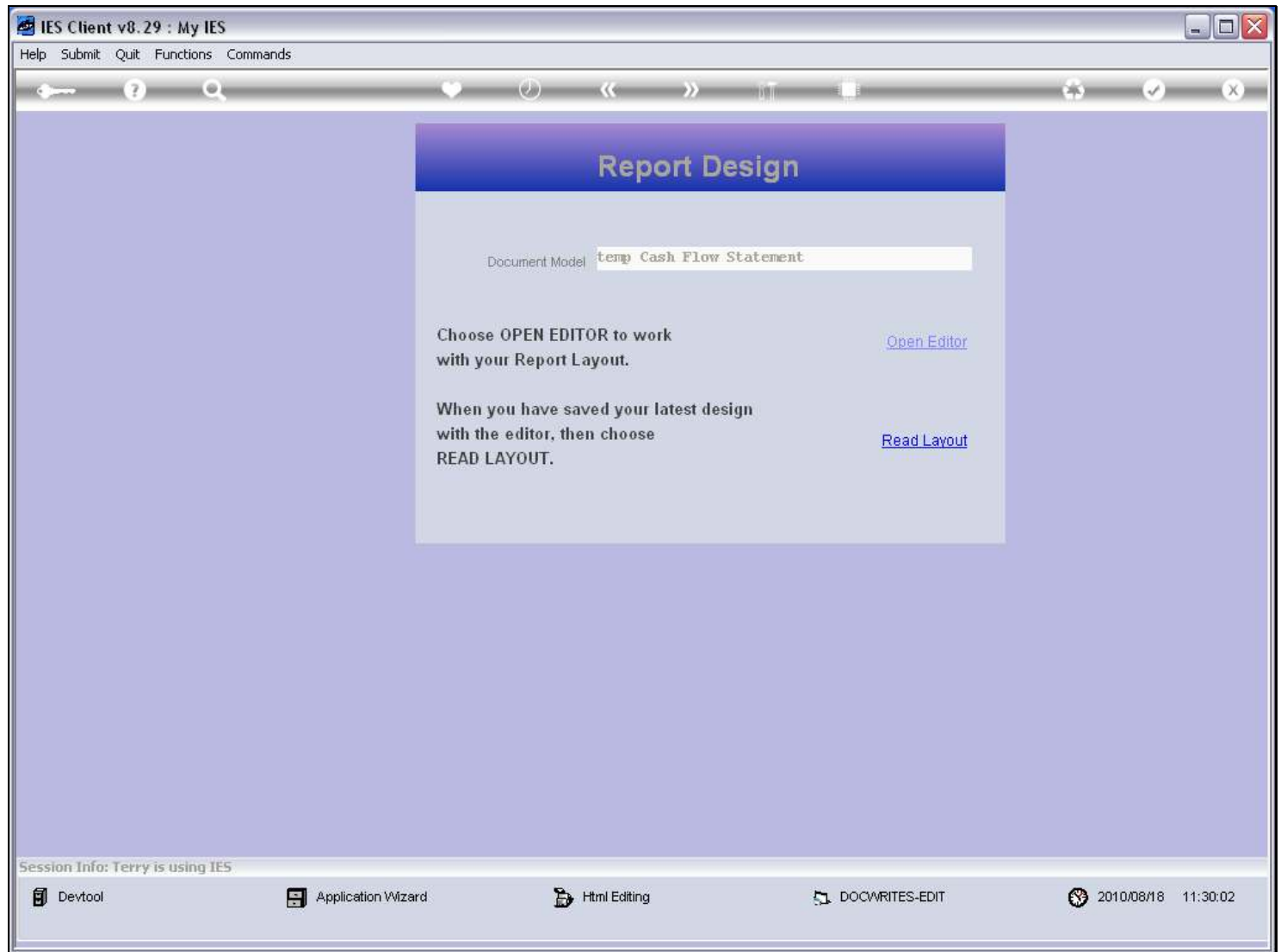
Slide notes

## Slide 10 - Slide 10

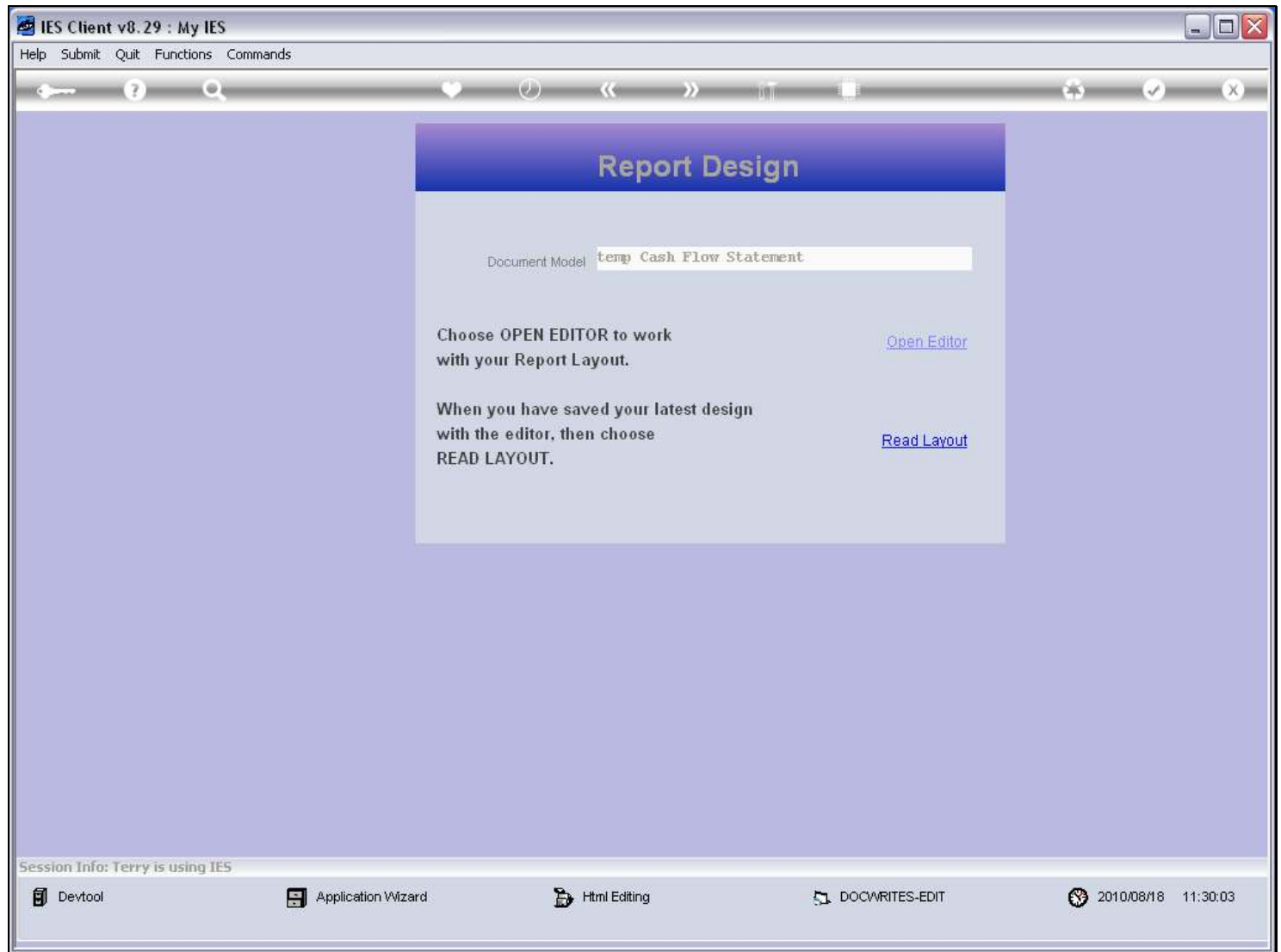


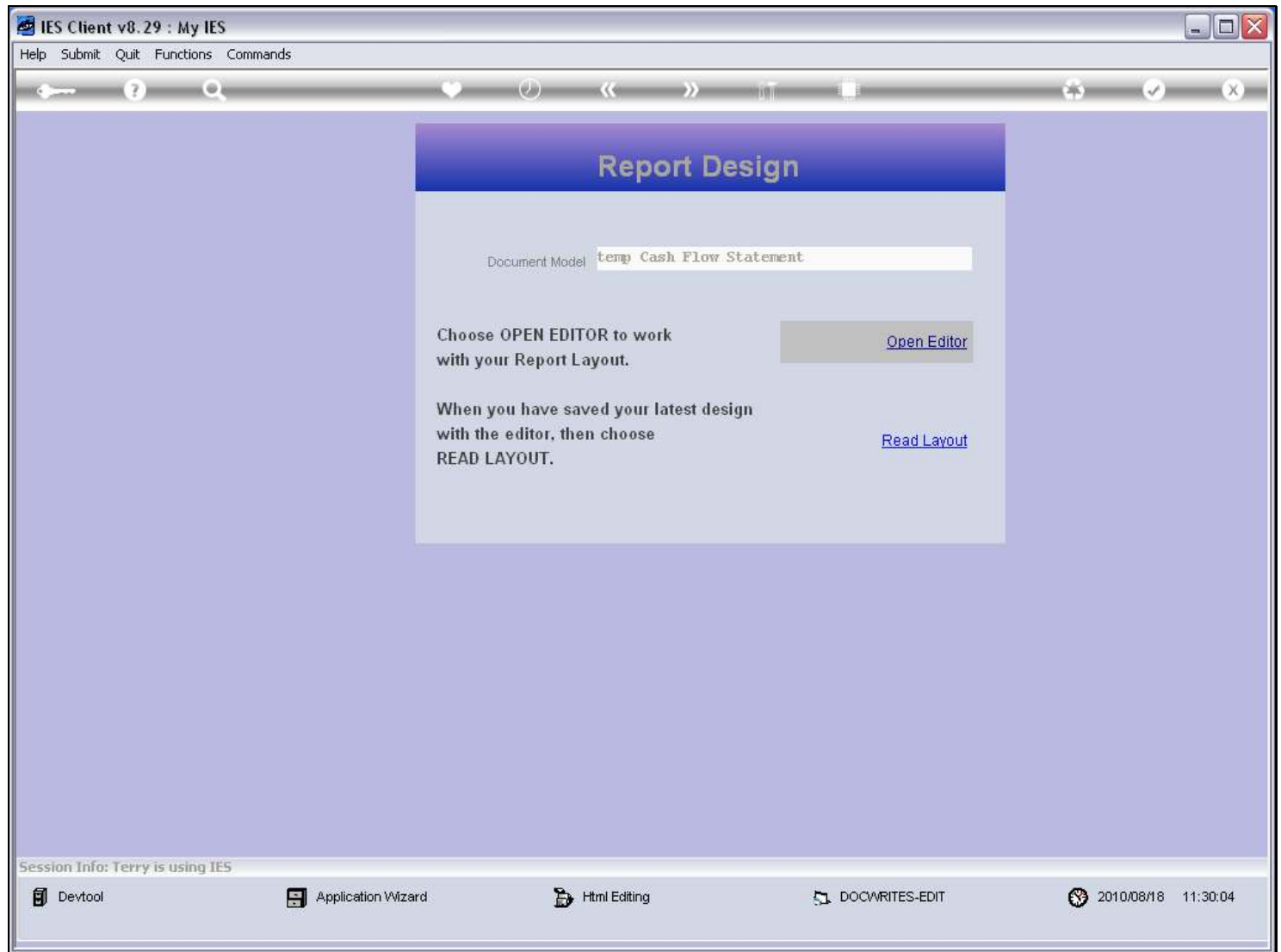
## Slide notes

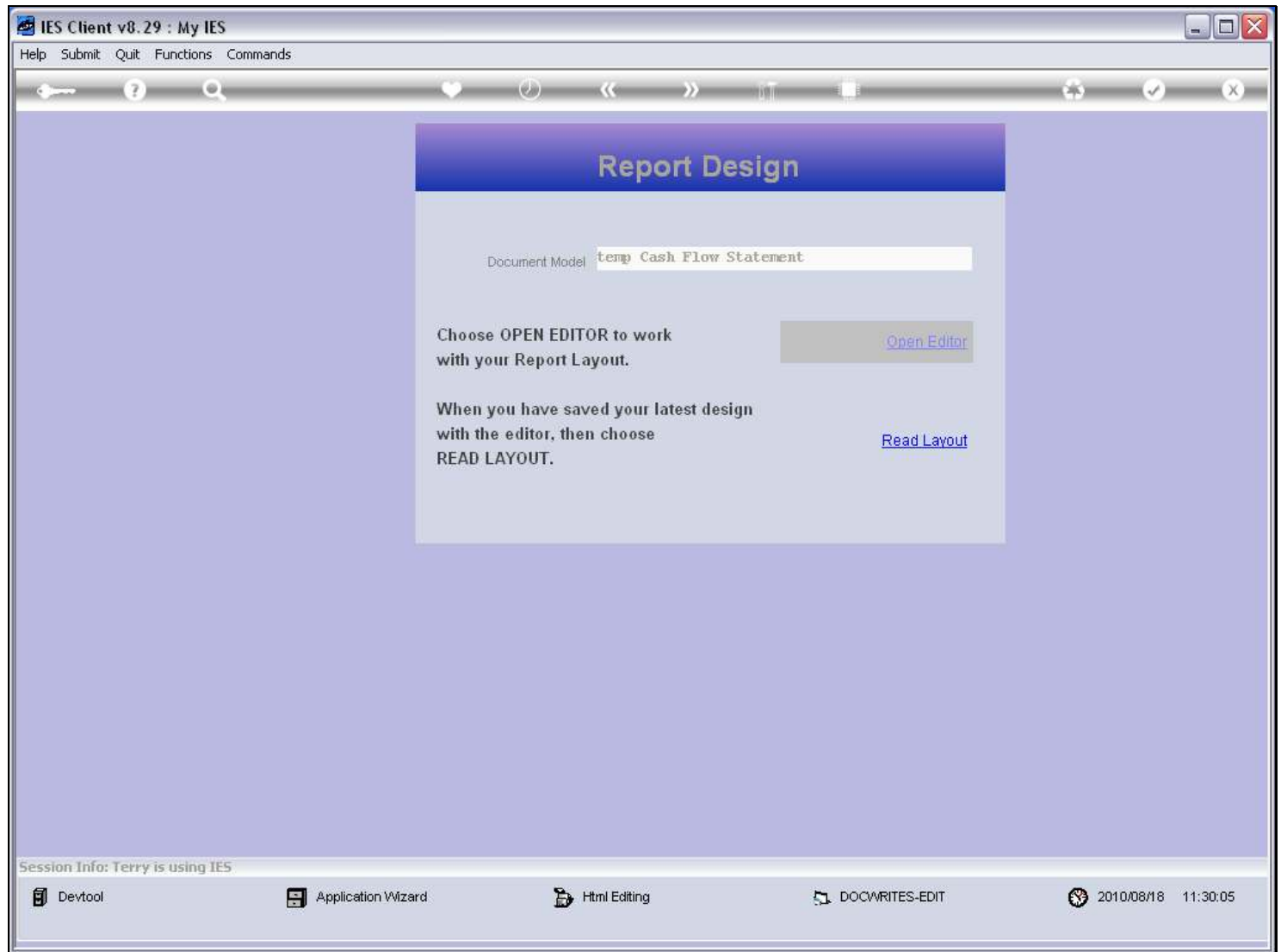
To get a copy of the Text that we want to use, we can go to the Layout.

**Slide 11 - Slide 11****Slide notes**



**Slide 12 - Slide 12****Slide notes**

**Slide 13 - Slide 13****Slide notes**

**Slide 14 - Slide 14****Slide notes**



## Slide 15 - Slide 15

D1557141404.htm - Microsoft Excel

	A	B	C	D	E	F	G	H	I	J
1										
2	<b>Cash Flow Statement</b>	<b>[0001]</b>								
3										
4										
5		<i>Period ending</i>	<b>January</b>	<b>February</b>						
6		<i>Beginning Cash At Bank</i>	[0002]	[0003]						
7	<b>Net income</b>		[0014]	[0015]						
8	<b>Operating activities, cash flows provided by or used in:</b>									
9	Depreciation and amortization		[0026]	[0027]						
10	Adjustments to net income									
11	Decrease (increase) in accounts receivable		[0038]	[0039]						
12	Increase (decrease) in liabilities (A/P, taxes payable)		[0050]	[0051]						
13	Decrease (increase) in inventories		[0062]	[0063]						
14	Increase (decrease) in other operating activities		[0074]	[0075]						
15	<b>Net cash flow from operating activities</b>		[0086]	[0087]						
16										
17										
18										
19										
20										
21										
22										
23										
24										
25										
26										
27										
28										
29										
30										
31										
32										
33										
34										

## Slide notes

**Slide 16 - Slide 16**



**Slide notes**

## Slide 17 - Slide 17

D1557141404.htm - Microsoft Excel

Home Insert Page Layout Formulas Data Review View Add-Ins

Clipboard Font Alignment Number Styles Cells

A6 Beginning Cash At Bank

	Period ending	January	February
2	Cash Flow Statement [0001]		
5			
6	Beginning Cash At Bank	[0002]	[0003]
7	Net income	[0014]	[0015]
8	Operating activities, cash flows provided by or used in:		
9	Depreciation and amortization	[0026]	[0027]
10	Adjustments to net income		
11	Decrease (increase) in accounts receivable	[0038]	[0039]
12	Increase (decrease) in liabilities (A/P, taxes payable)	[0050]	[0051]
13	Decrease (increase) in inventories	[0062]	[0063]
14	Increase (decrease) in other operating activities	[0074]	[0075]
15	Net cash flow from operating activities	[0086]	[0087]

## Slide notes

And here it is easy to make a copy of the Text that we want to use for the Tag Names.



Slide 18 - Slide 18

D1557141404.htm - Microsoft Excel

Home Insert Page Layout Formulas Data Review View Add-Ins

Cut Copy Paste Format Painter Clipboard

Arial 10 A A B I U Font

Wrap Text Alignment Merge & Center

General Number Conditional Formatting Format as Table Cell Styles Insert Delete Cells

A6 Beginning Cash At Bank

	Period ending	January	February
Beginning Cash At Bank	0002	0003	
Net income	0014	0015	
Operating a			
Depreciation	0026	0027	
Adjustments			
Decrease (increase) in accounts receivable	0038	0039	
Increase (dec	0050	0051	
Decrease (inc	0062	0063	
Increase (dec	0074	0075	
Net cash	0086	0087	

Cash Flow Statement |0001|

Operating a in:

Depreciation

Adjustments

Decrease (increase) in accounts receivable

Increase (dec

Decrease (inc

Increase (dec

Net cash

Cut

Copy

Paste

Paste Special...

Insert...

Delete...

Clear Contents

Filter

Sort

Insert Comment

Format Cells...

Pick From Drop-down List...

Name a Range...

Hyperlink...

Slide notes

Slide 19 - Slide 19

D1557141404.htm - Microsoft Excel

Home Insert Page Layout Formulas Data Review View Add-Ins

Cut Copy Paste Format Painter Clipboard

Arial 10 A A B I U Font

Wrap Text Alignment Merge & Center

General Number Conditional Formatting Format as Table Cell Styles Insert Delete Cells

A6 Beginning Cash At Bank

	Period ending	January	February
Beginning Cash At Bank	0002	0003	
Net income	0014	0015	
Operating a			
Depreciation	0026	0027	
Adjustments			
Decrease (increase) in accounts receivable	0038	0039	
Increase (dec	0050	0051	
Decrease (inc	0062	0063	
Increase (dec	0074	0075	
Net cash	0086	0087	

Cash Flow Statement |0001|

Operating a in:

Depreciation

Adjustments

Decrease (increase) in accounts receivable

Increase (dec

Decrease (inc

Increase (dec

Net cash

Cut

Copy

Paste

Paste Special...

Insert...

Delete...

Clear Contents

Filter

Sort

Insert Comment

Format Cells...

Pick From Drop-down List...

Name a Range...

Hyperlink...

Slide notes

## Slide 20 - Slide 20

D1557141404.htm - Microsoft Excel

Home Insert Page Layout Formulas Data Review View Add-Ins

Cut Copy Paste Format Painter Clipboard

Arial 10 A A B I U Font

Wrap Text Alignment Merge & Center

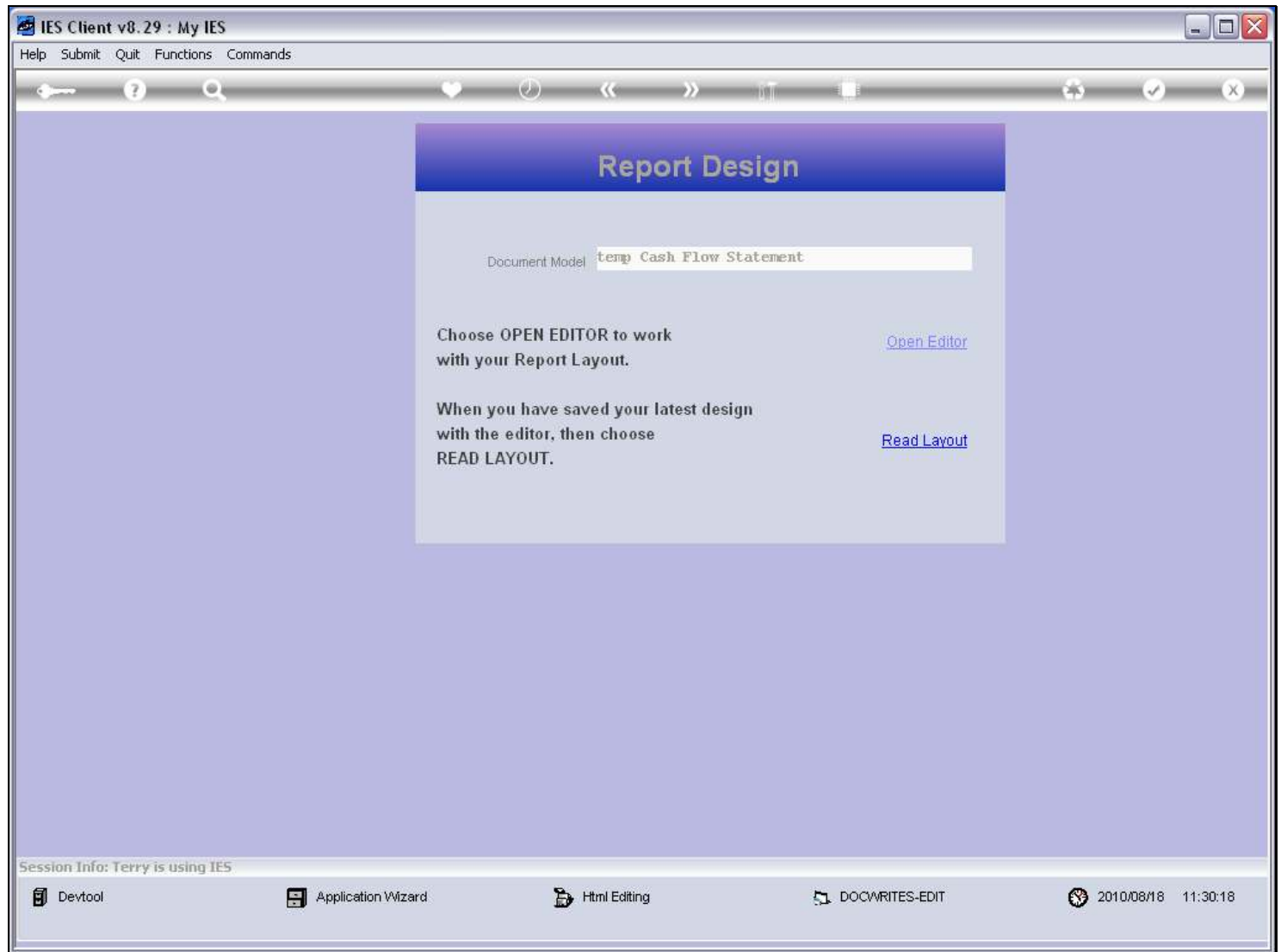
General Number Conditional Formatting as Table Cell Styles Insert Delete Cells

A6 Beginning Cash At Bank

	Period ending	January	February
2	Cash Flow Statement  0001		
5			
6	Beginning Cash At Bank	0002	0003
7	Net income	0014	0015
8	Operating activities, cash flows provided by or used in:		
9	Depreciation and amortization	0026	0027
10	Adjustments to net income		
11	Decrease (increase) in accounts receivable	0038	0039
12	Increase (decrease) in liabilities (A/P, taxes payable)	0050	0051
13	Decrease (increase) in inventories	0062	0063
14	Increase (decrease) in other operating activities	0074	0075
15	Net cash flow from operating activities	0086	0087

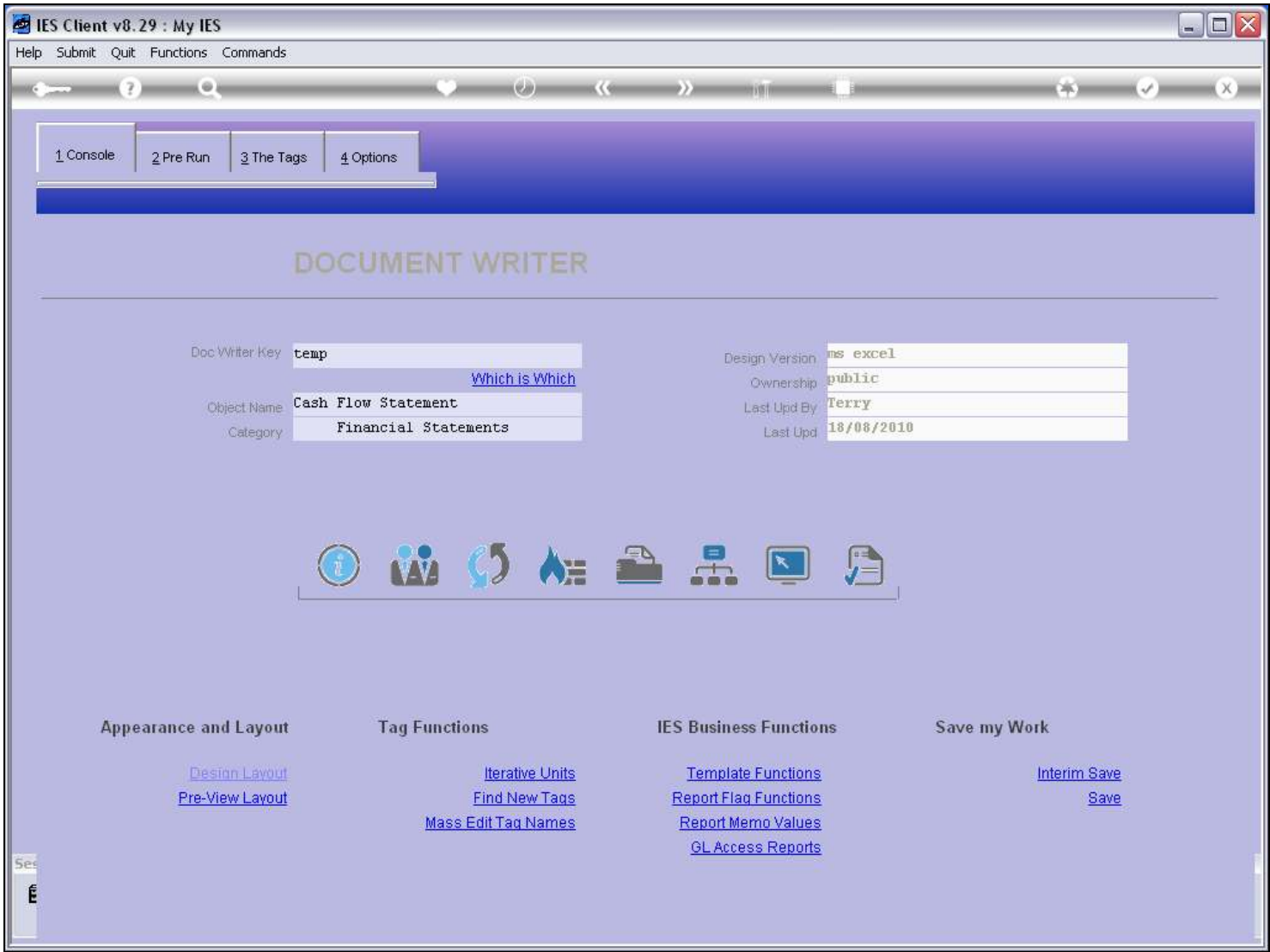
## Slide notes



**Slide 21 - Slide 21****Slide notes**

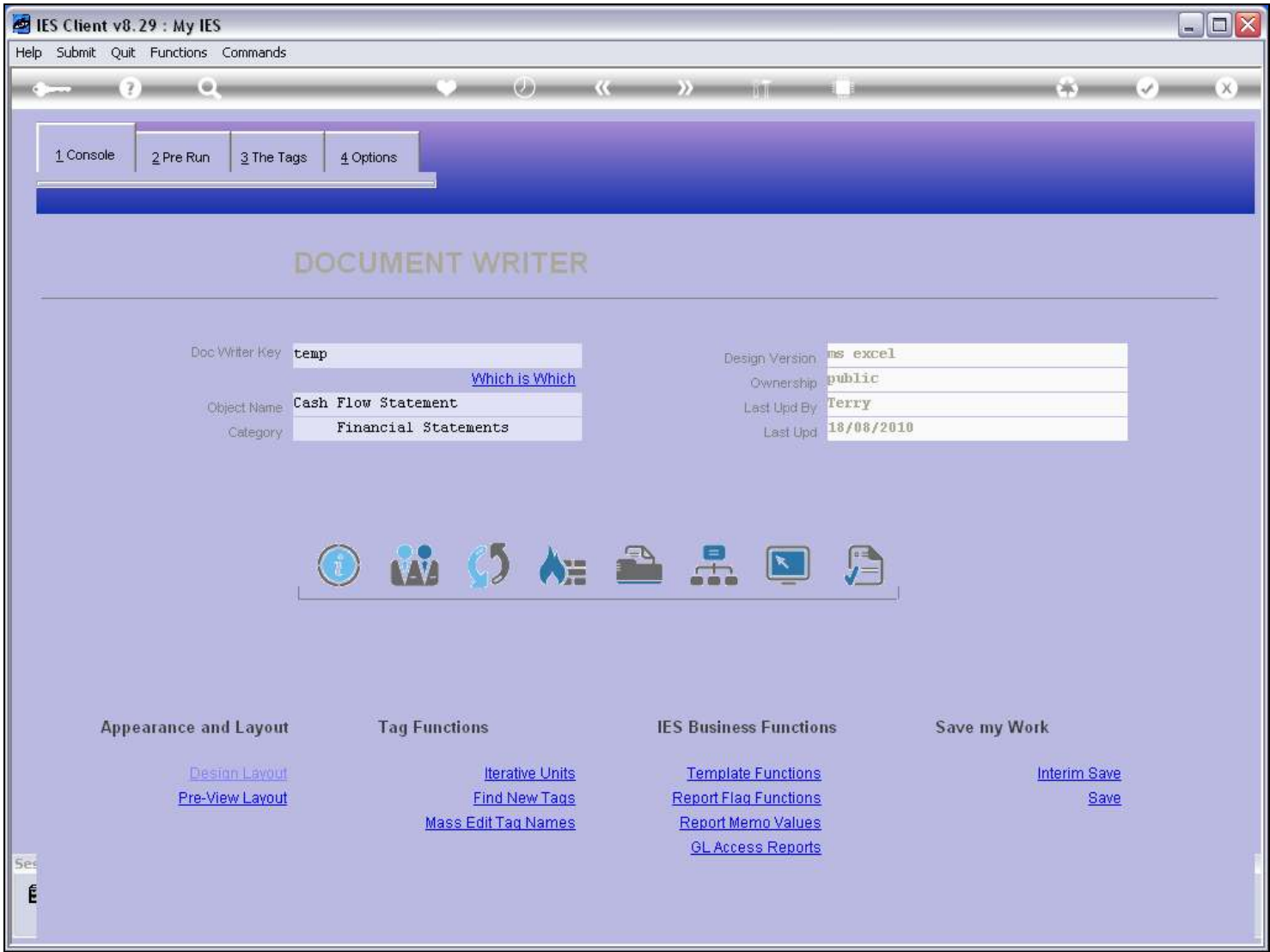
There is no reason to read the Layout, because we have not changed it.

Slide 22 - Slide 22



Slide notes

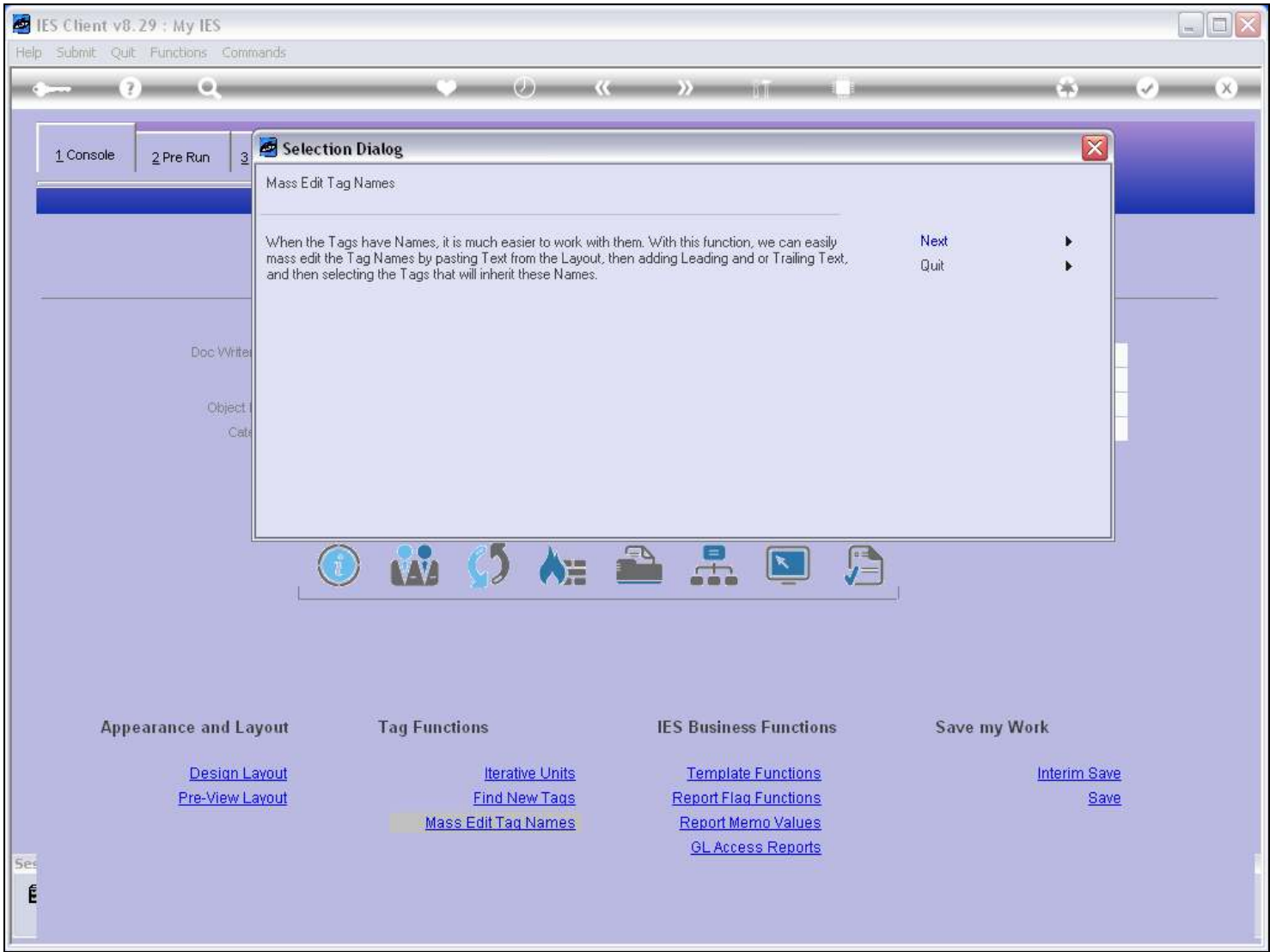
Slide 23 - Slide 23



Slide notes

Now we use 'Mass Edit Tag Names'.

Slide 24 - Slide 24



Slide notes

**Slide 25 - Slide 25**

IES Client v8.29 : My IES

Help Submit Quit Functions Commands

Mass Edit Tag Names

**1: Copy and Paste some Text Labels from your Report Layout, 1 label per line.**

Text Data

**2. Optionally, add Leading or Trailing Text**

Lead-In Text

Trailing Text

**3. Now select the Tags to rename.**

Tags

1

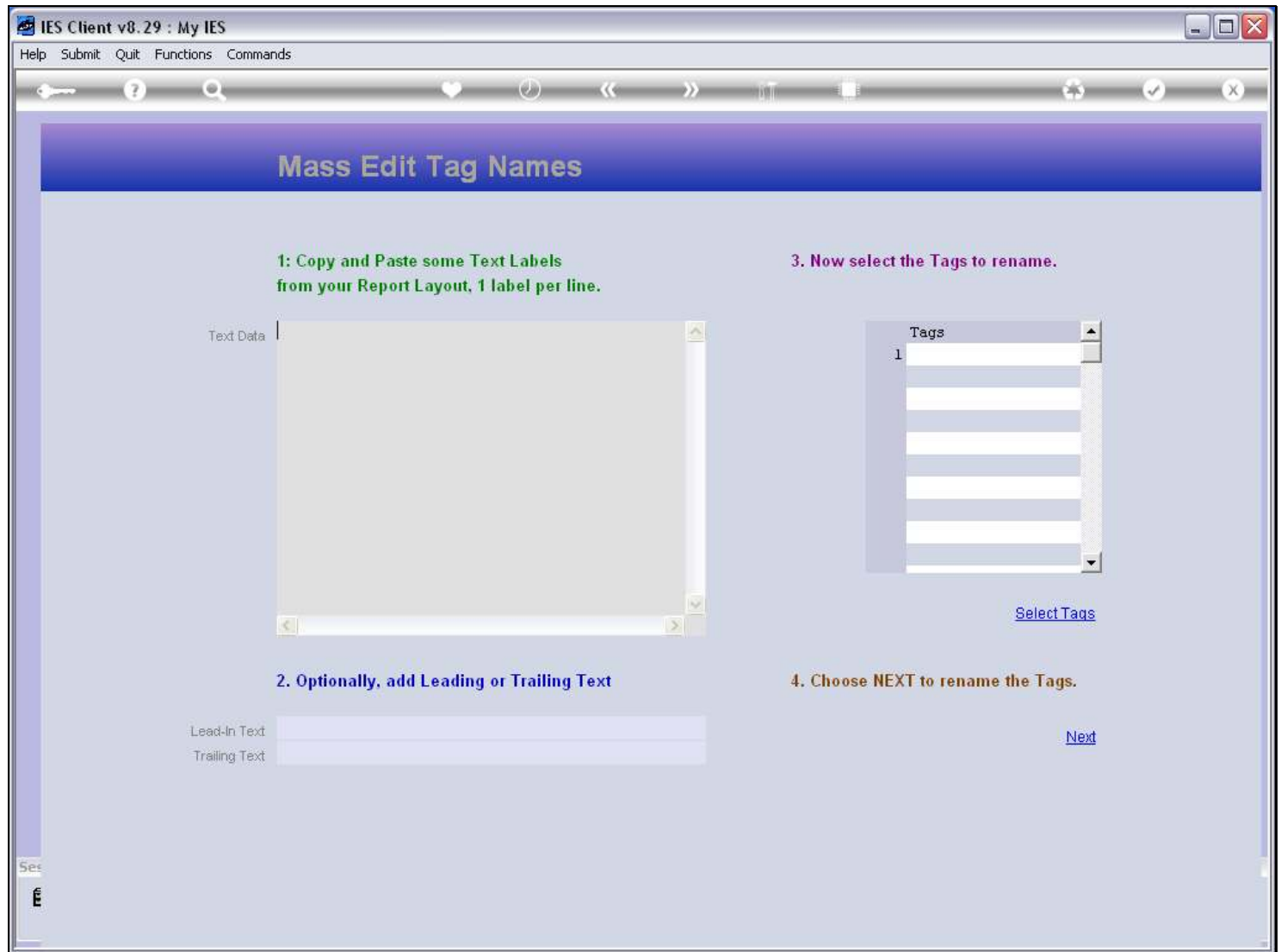
[Select Tags](#)

**4. Choose NEXT to rename the Tags.**

[Next](#)

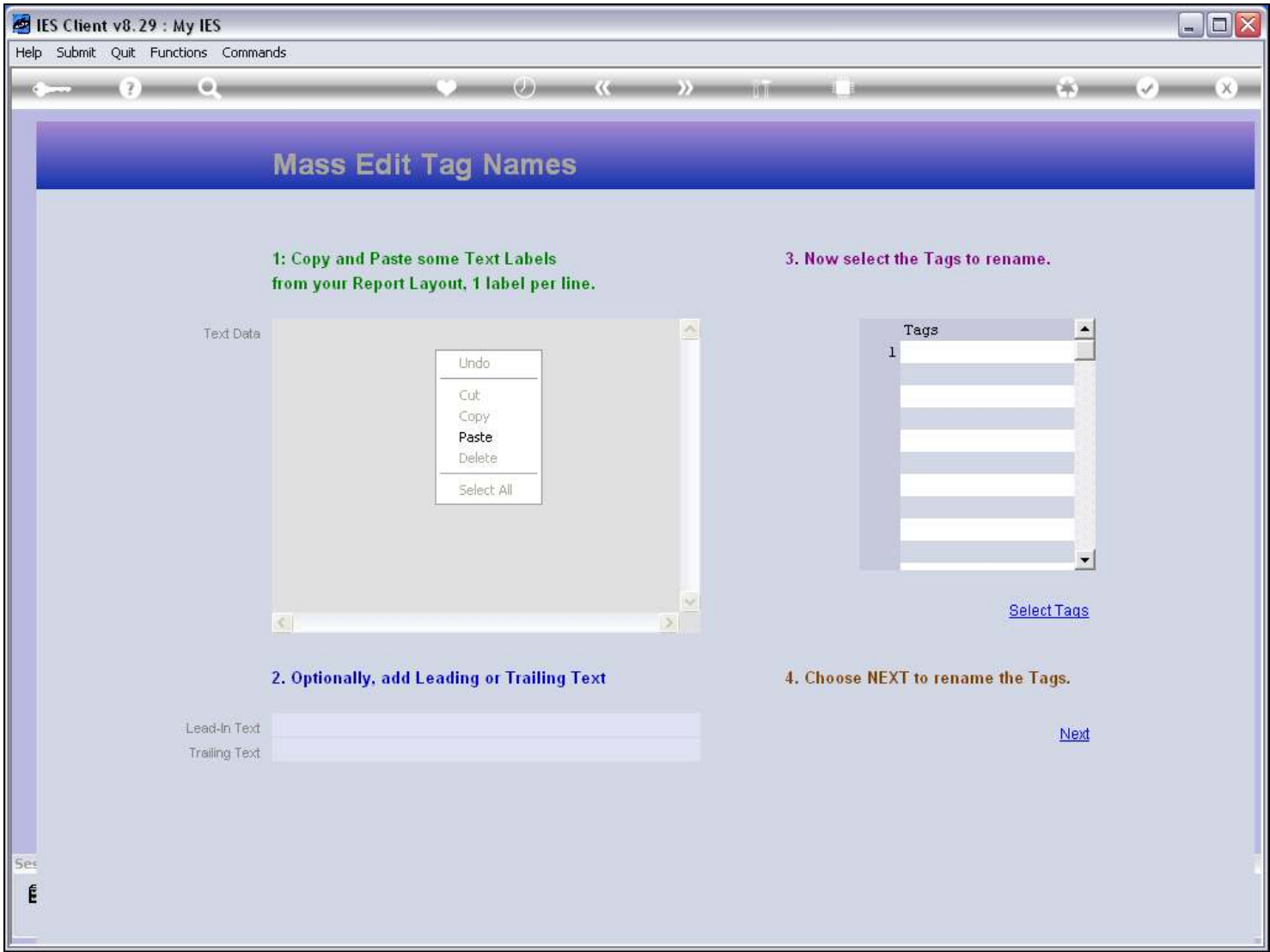
**Slide notes**



**Slide 26 - Slide 26****Slide notes**

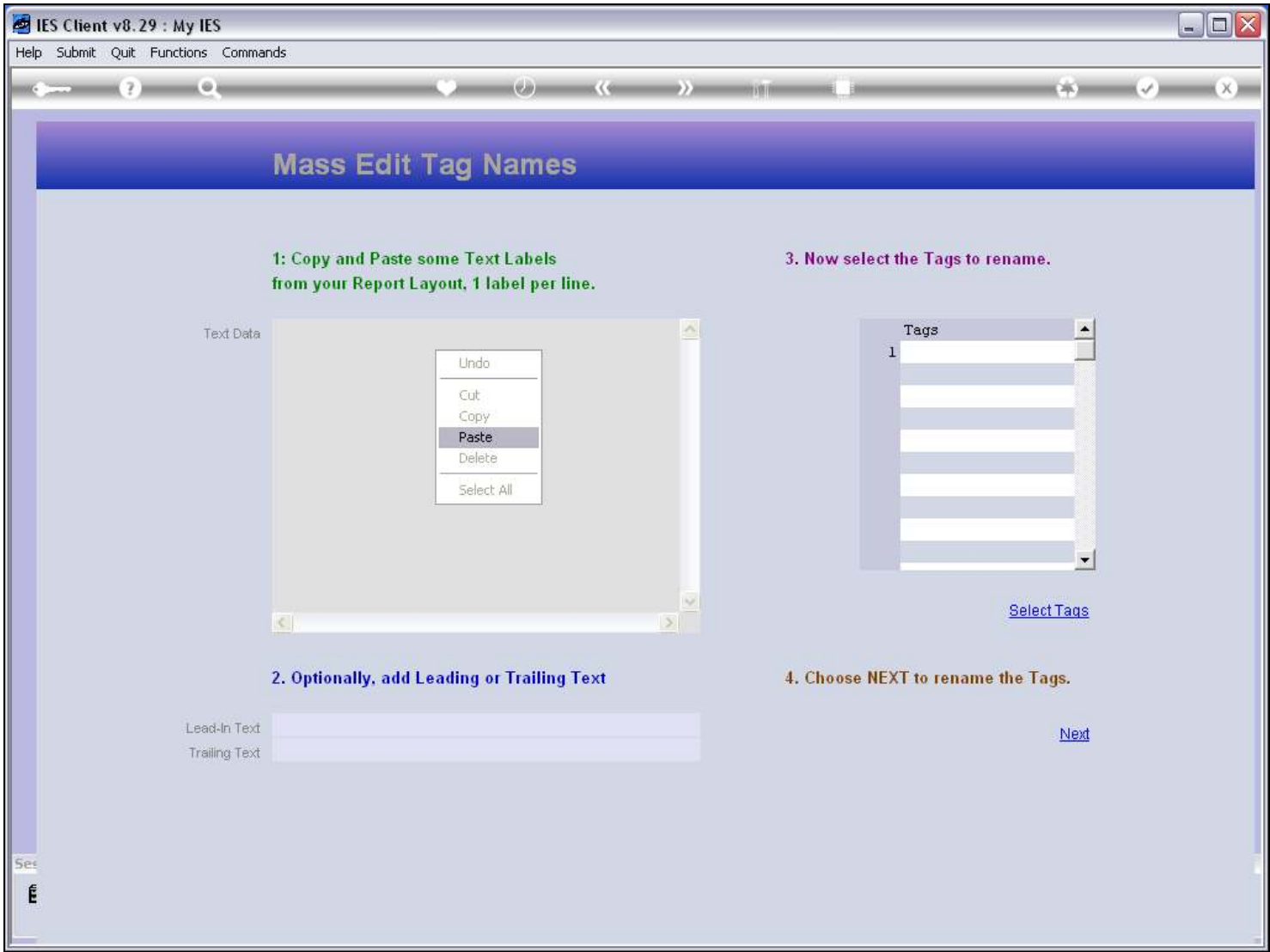
And we paste that Text in here.

Slide 27 - Slide 27



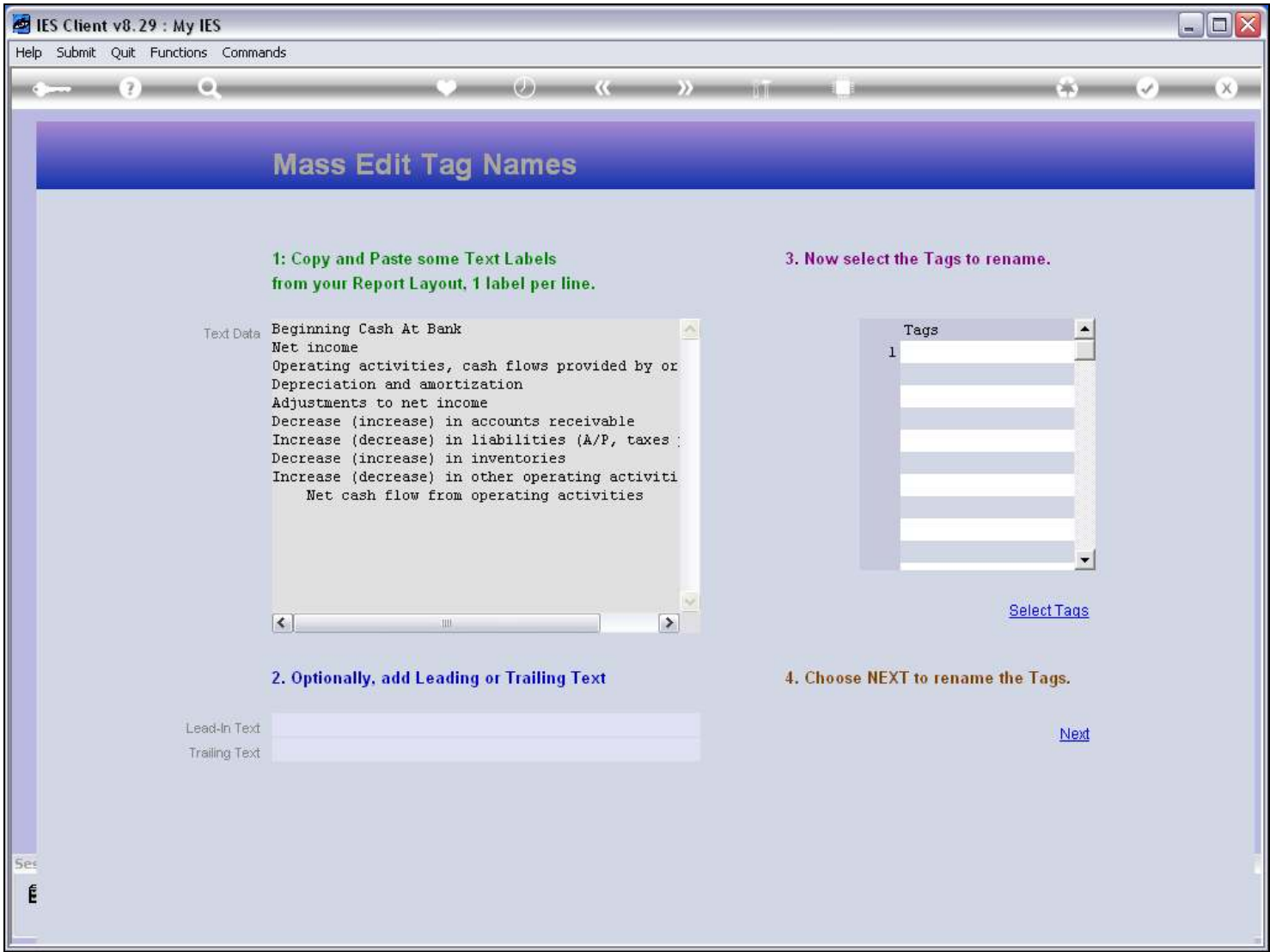
Slide notes

Slide 28 - Slide 28



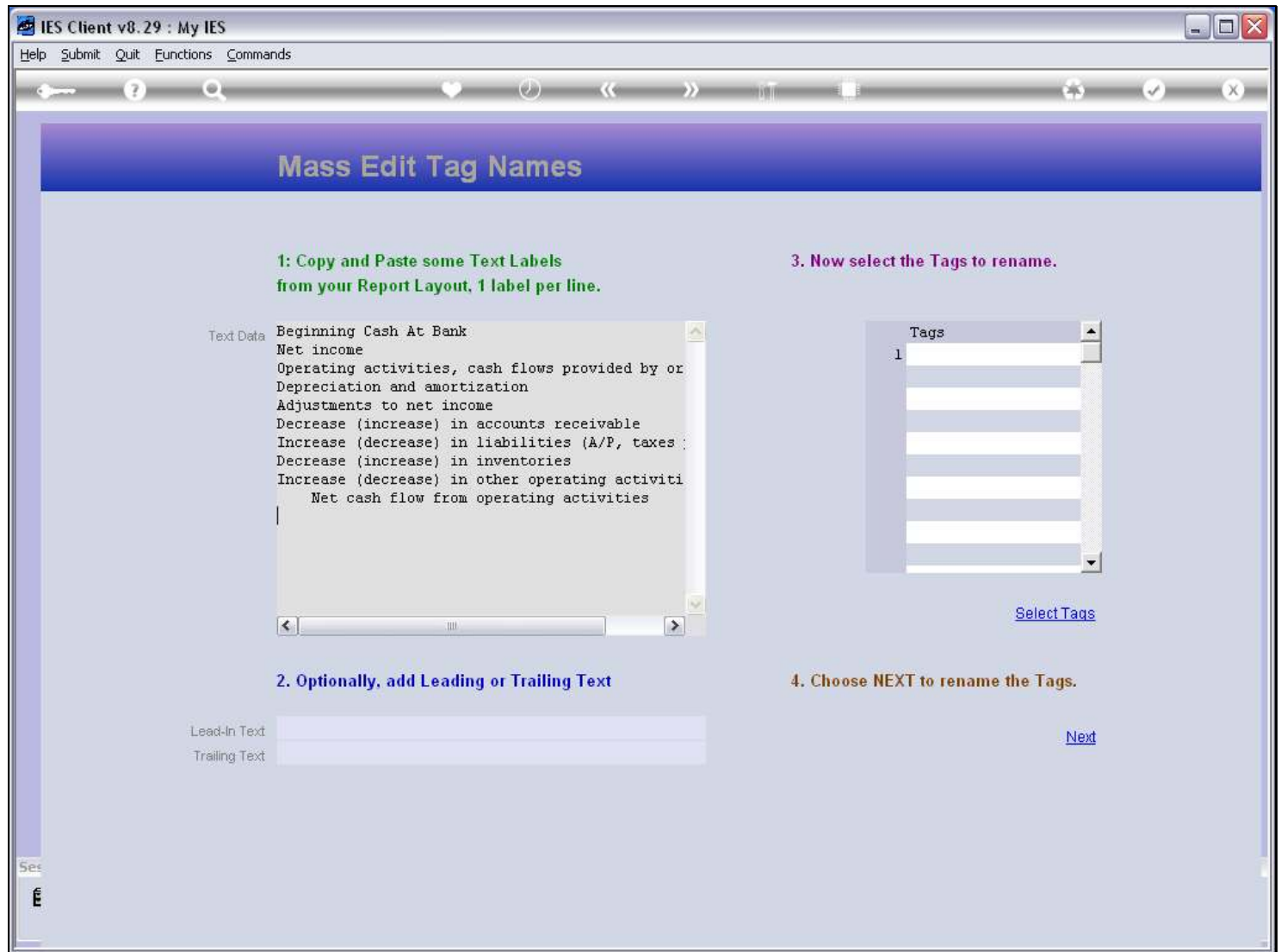
Slide notes

Slide 29 - Slide 29



Slide notes

## Slide 30 - Slide 30



### Slide notes

Since we are going to use 1 line of text per Tag Name, we need to check which lines do not have Tags, and remove that Text, otherwise our Tag Names will be out of sync.



## Slide 31 - Slide 31

W127.0.0.1\Bridge\X1557139917.htm - Windows Internet Explorer

W127.0.0.1\Bridge\X1557139917.htm

File Edit View Favorites Tools Help

Google Search Share Sidewiki Check Translate AutoFill Sign In

Favorites Free Hotmail Suggested Sites Web Slice Gallery

W127.0.0.1\Bridge\X1557139917.htm

Page Safety Tools

### Cash Flow Statement |0001|

	Period ending	January	February
Beginning Cash At Bank	0002	0003	
<b>Net income</b>	<b> 0014 </b>	<b> 0015 </b>	
<b>Operating activities, cash flows provided by or used in:</b>			
Depreciation and amortization	0026	0027	
Adjustments to net income			
Decrease (increase) in accounts receivable	0038	0039	
Increase (decrease) in liabilities (A/P, taxes payable)	0050	0051	
Decrease (increase) in inventories	0062	0063	
Increase (decrease) in other operating activities	0074	0075	
<b>Net cash flow from operating activities</b>	<b> 0086 </b>	<b> 0087 </b>	

## Slide notes

**Slide 32 - Slide 32**



**Slide notes**

## Slide 33 - Slide 33

W127.0.0.1\Bridge\X1557139917.htm - Windows Internet Explorer

W127.0.0.1\Bridge\X1557139917.htm

File Edit View Favorites Tools Help

Google Search Share Sidewiki Check Translate AutoFill Sign In

Favorites Free Hotmail Suggested Sites Web Slice Gallery

W127.0.0.1\Bridge\X1557139917.htm

Page Safety Tools

### Cash Flow Statement |0001|

	Period ending	January	February
Beginning Cash At Bank	0002	0003	
<b>Net income</b>	<b> 0014 </b>	<b> 0015 </b>	
<b>Operating activities, cash flows provided by or used in:</b>			
Depreciation and amortization	0026	0027	
Adjustments to net income			
Decrease (increase) in accounts receivable	0038	0039	
Increase (decrease) in liabilities (A/P, taxes payable)	0050	0051	
Decrease (increase) in inventories	0062	0063	
Increase (decrease) in other operating activities	0074	0075	
<b>Net cash flow from operating activities</b>	<b> 0086 </b>	<b> 0087 </b>	

## Slide notes

## Slide 34 - Slide 34

W127.0.0.1\Bridge\X1557139917.htm - Windows Internet Explorer

W127.0.0.1\Bridge\X1557139917.htm

File Edit View Favorites Tools Help

Google Search Share Sidewiki Check Translate AutoFill Sign In

Favorites Free Hotmail Suggested Sites Web Slice Gallery

W127.0.0.1\Bridge\X1557139917.htm

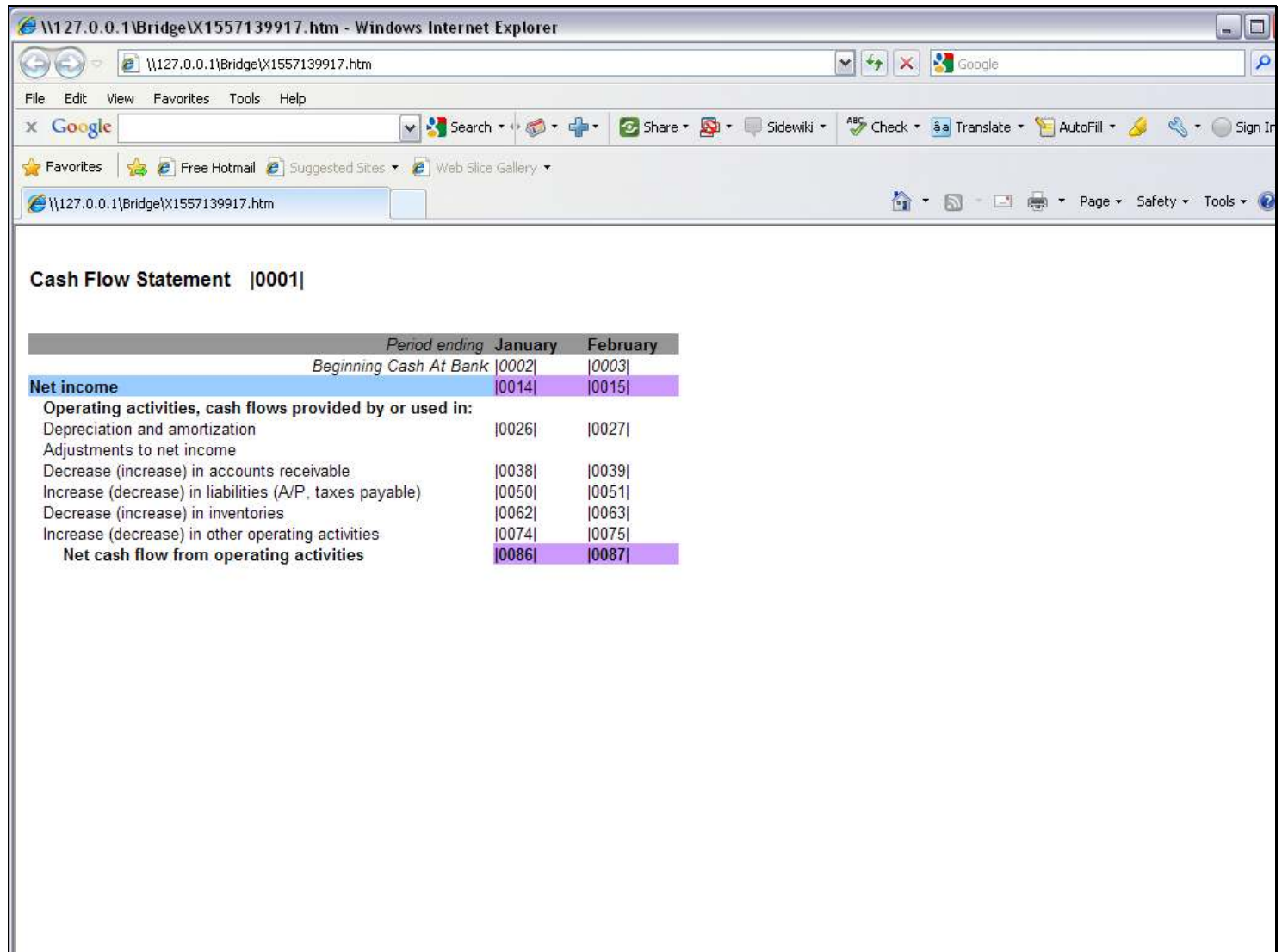
Page Safety Tools

### Cash Flow Statement |0001|

	Period ending	January	February
Beginning Cash At Bank	0002	0003	
<b>Net income</b>	<b> 0014 </b>	<b> 0015 </b>	
<b>Operating activities, cash flows provided by or used in:</b>			
Depreciation and amortization	0026	0027	
Adjustments to net income			
Decrease (increase) in accounts receivable	0038	0039	
Increase (decrease) in liabilities (A/P, taxes payable)	0050	0051	
Decrease (increase) in inventories	0062	0063	
Increase (decrease) in other operating activities	0074	0075	
<b>Net cash flow from operating activities</b>	<b> 0086 </b>	<b> 0087 </b>	

## Slide notes

## Slide 35 - Slide 35



**Cash Flow Statement |0001|**

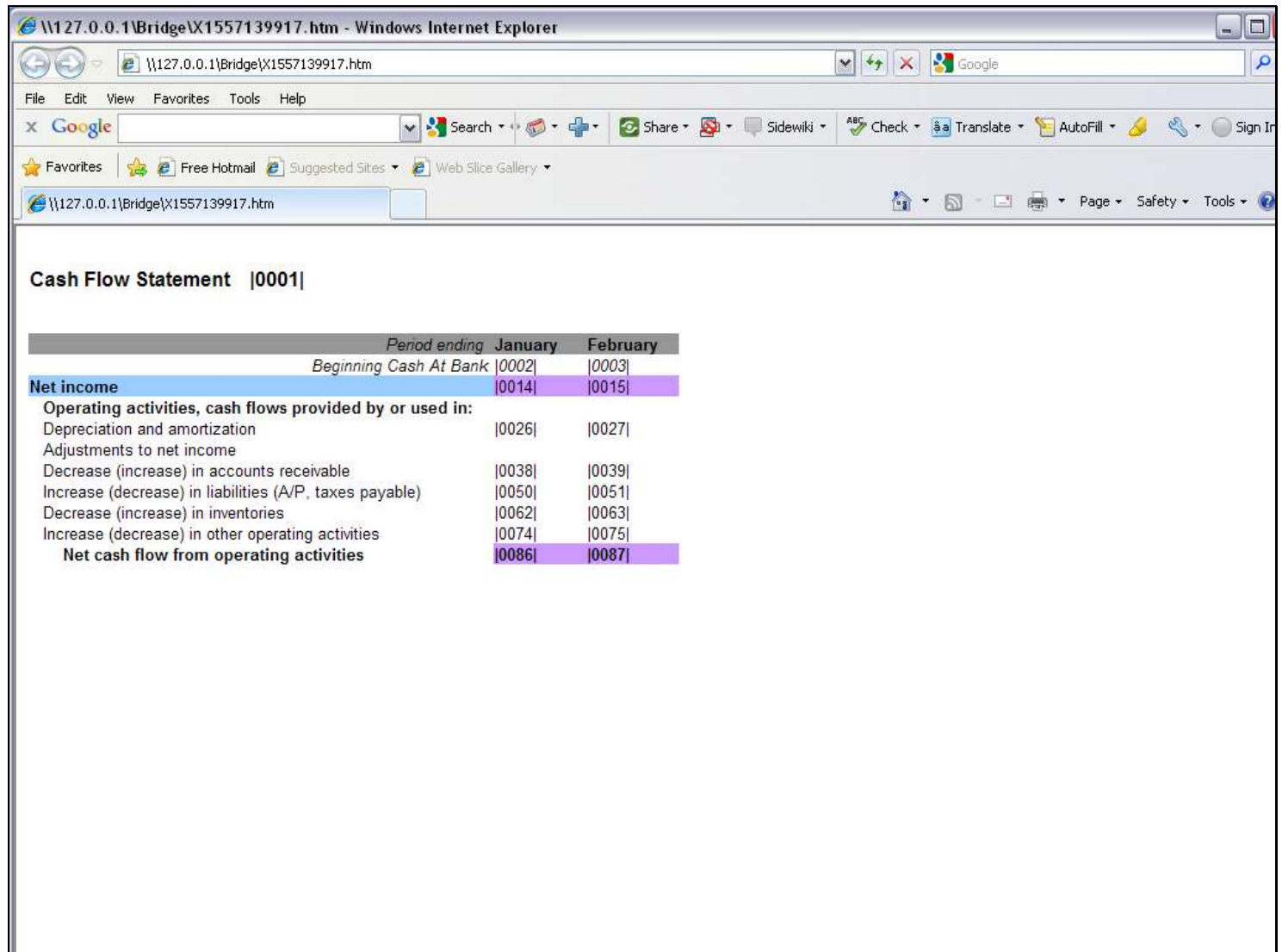
	Period ending	January	February
Beginning Cash At Bank	0002	0003	
<b>Net income</b>	<b> 0014 </b>	<b> 0015 </b>	
<b>Operating activities, cash flows provided by or used in:</b>			
Depreciation and amortization	0026	0027	
Adjustments to net income			
Decrease (increase) in accounts receivable	0038	0039	
Increase (decrease) in liabilities (A/P, taxes payable)	0050	0051	
Decrease (increase) in inventories	0062	0063	
Increase (decrease) in other operating activities	0074	0075	
<b>Net cash flow from operating activities</b>	<b> 0086 </b>	<b> 0087 </b>	

## Slide notes

The line with 'Operating Activities' does not have Tags.



## Slide 36 - Slide 36



**Cash Flow Statement |0001|**

	Period ending	January	February
Beginning Cash At Bank	0002	0003	
<b>Net income</b>	<b> 0014 </b>	<b> 0015 </b>	
<b>Operating activities, cash flows provided by or used in:</b>			
Depreciation and amortization	0026	0027	
Adjustments to net income			
Decrease (increase) in accounts receivable	0038	0039	
Increase (decrease) in liabilities (A/P, taxes payable)	0050	0051	
Decrease (increase) in inventories	0062	0063	
Increase (decrease) in other operating activities	0074	0075	
<b>Net cash flow from operating activities</b>	<b> 0086 </b>	<b> 0087 </b>	

## Slide notes

And the line starting with 'Adjustments' does not have any Tags.

## Slide 37 - Slide 37

W127.0.0.1\Bridge\X1557139917.htm - Windows Internet Explorer

W127.0.0.1\Bridge\X1557139917.htm

File Edit View Favorites Tools Help

Google Search Share Sidewiki Check Translate AutoFill Sign In

Favorites Free Hotmail Suggested Sites Web Slice Gallery

W127.0.0.1\Bridge\X1557139917.htm

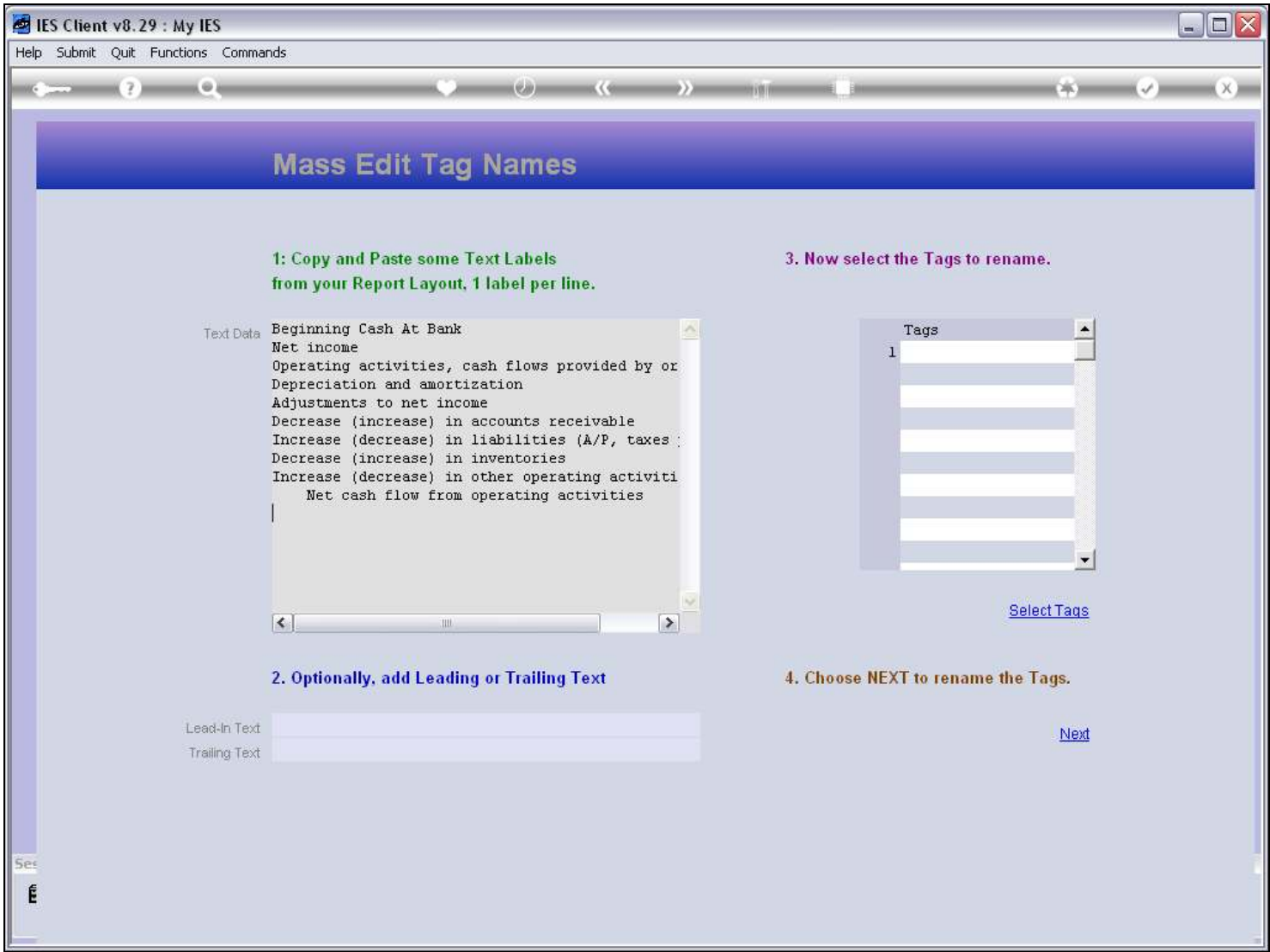
Page Safety Tools

### Cash Flow Statement |0001|

	Period ending	January	February
Beginning Cash At Bank	0002	0003	
<b>Net income</b>	<b> 0014 </b>	<b> 0015 </b>	
<b>Operating activities, cash flows provided by or used in:</b>			
Depreciation and amortization	0026	0027	
Adjustments to net income			
Decrease (increase) in accounts receivable	0038	0039	
Increase (decrease) in liabilities (A/P, taxes payable)	0050	0051	
Decrease (increase) in inventories	0062	0063	
Increase (decrease) in other operating activities	0074	0075	
<b>Net cash flow from operating activities</b>	<b> 0086 </b>	<b> 0087 </b>	

## Slide notes

Slide 38 - Slide 38



Slide notes

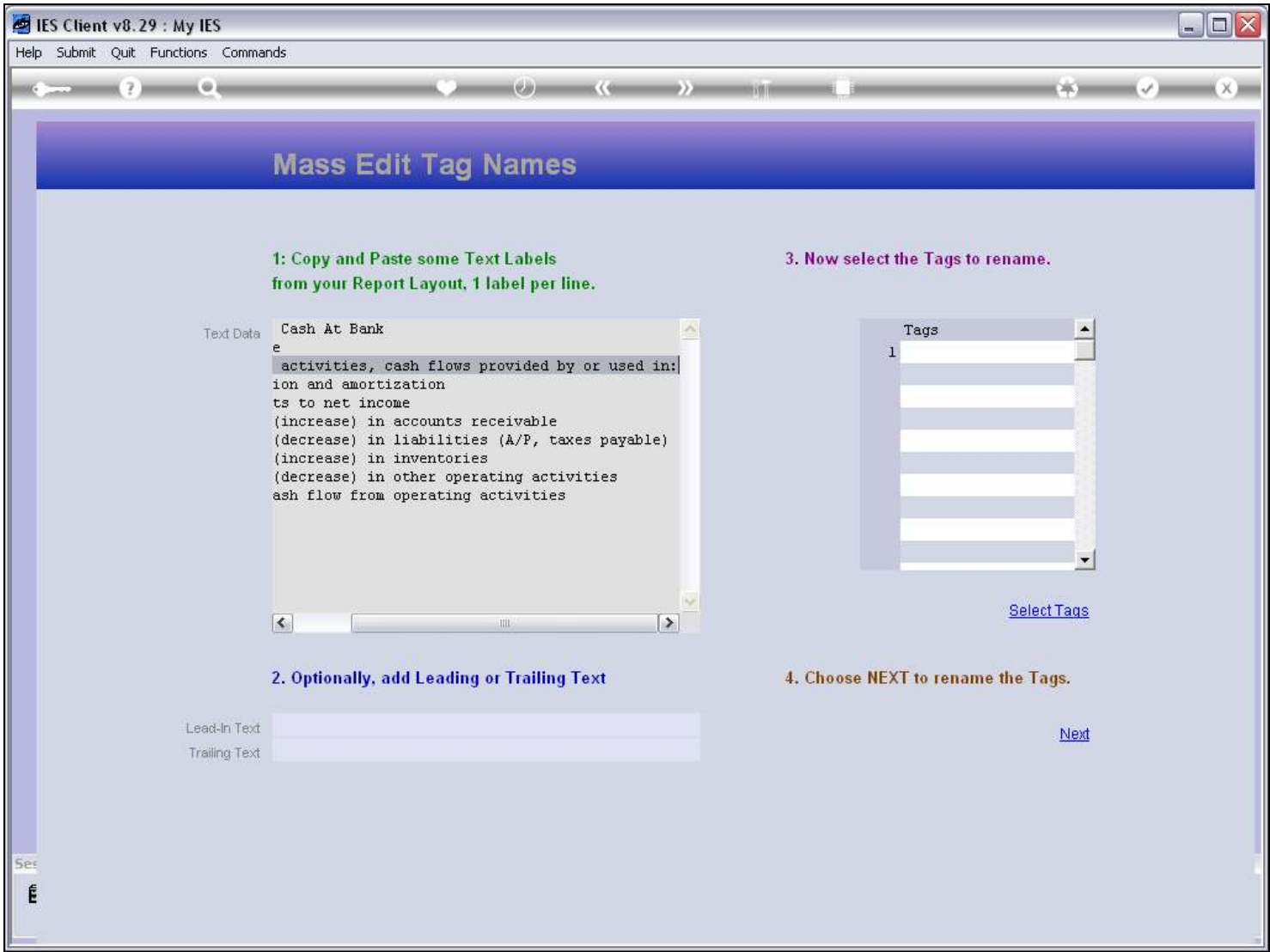
So we will remove those 2 lines from our text here.

**Slide 39 - Slide 39**



**Slide notes**

Slide 40 - Slide 40



Slide notes



**Slide 41 - Slide 41**



**Slide notes**

Slide 42 - Slide 42

IES Client v8.29 : My IES

Help Submit Quit Functions Commands

Mass Edit Tag Names

1: Copy and Paste some Text Labels  
from your Report Layout, 1 label per line.

Text Data

Beginning Cash At Bank  
Net income  
Depreciation and amortization  
Adjustments to net income  
Decrease (increase) in accounts receivable  
Increase (decrease) in liabilities (A/P, taxes  
Decrease (increase) in inventories  
Increase (decrease) in other operating activiti  
Net cash flow from operating activities

2. Optionally, add Leading or Trailing Text

Lead-In Text

Trailing Text

3. Now select the Tags to rename.

Tags

1

Select Tags

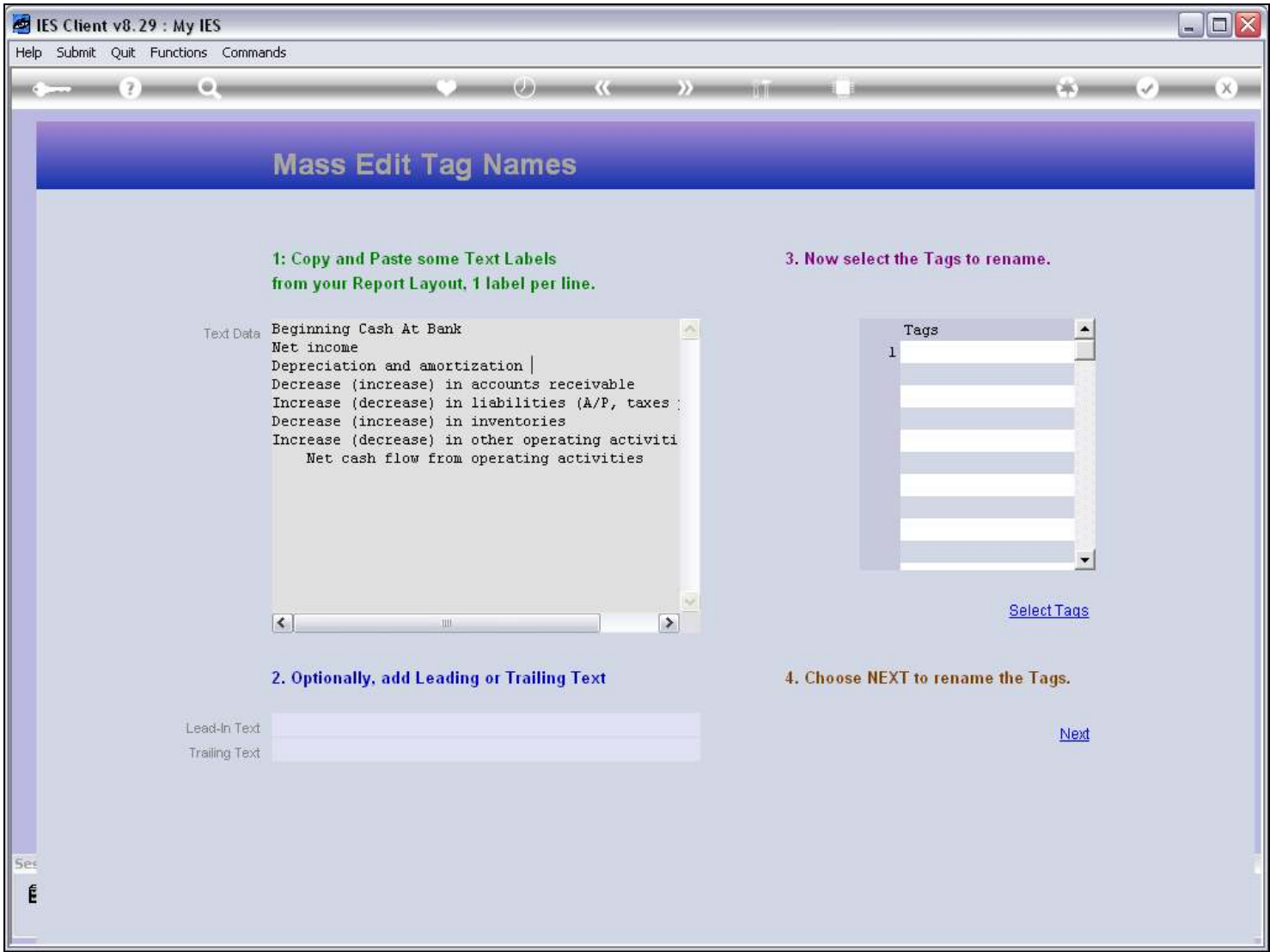
4. Choose NEXT to rename the Tags.

Next

Slide notes

Page 42 of 85

Slide 43 - Slide 43



Slide notes

## Slide 44 - Slide 44

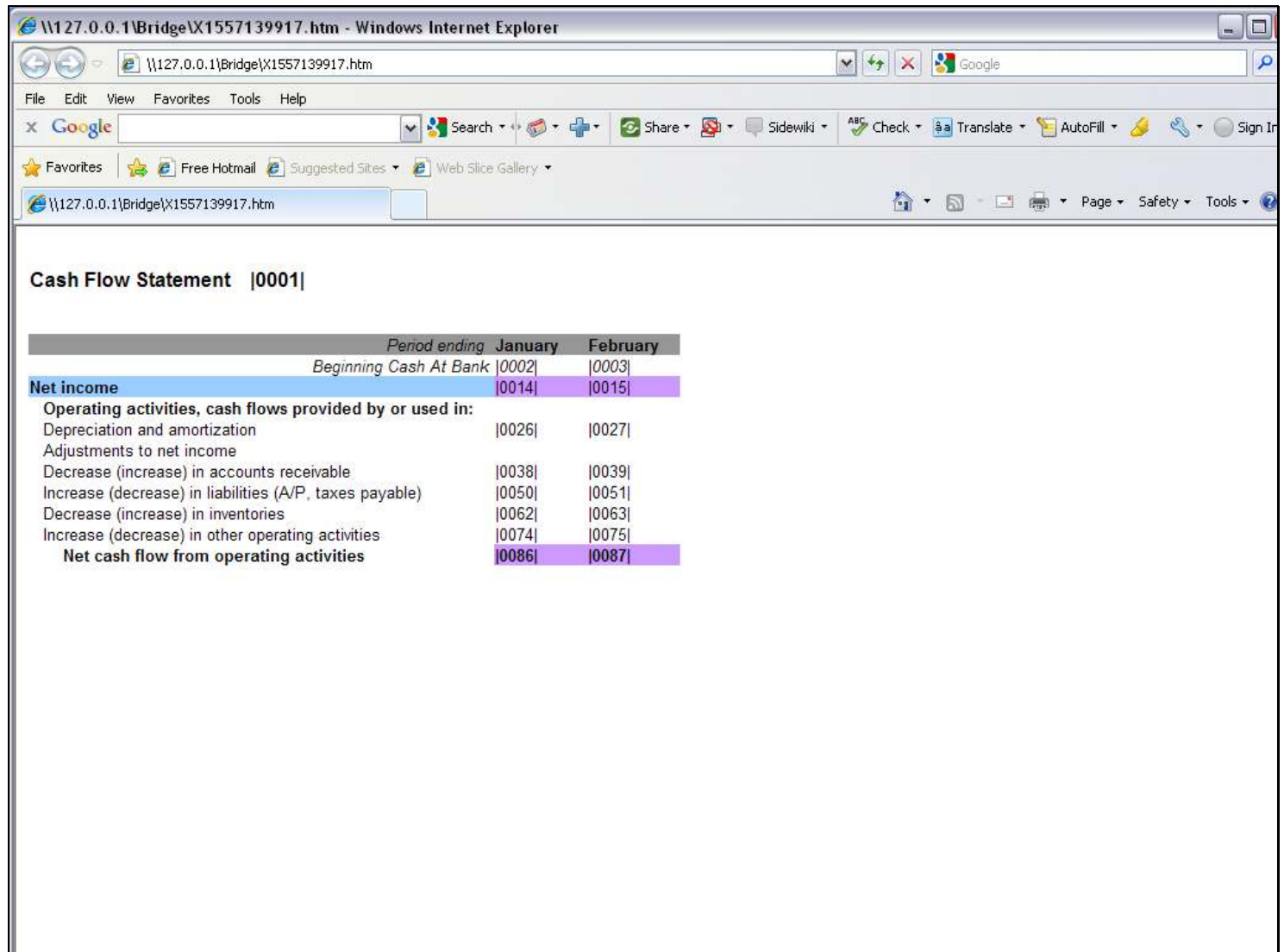
**Cash Flow Statement |0001|**

	Period ending January	February
<i>Beginning Cash At Bank</i>	0002	0003
<b>Net income</b>	0014	0015
<b>Operating activities, cash flows provided by or used in:</b>		
Depreciation and amortization	0026	0027
Adjustments to net income		
Decrease (increase) in accounts receivable	0038	0039
Increase (decrease) in liabilities (A/P, taxes payable)	0050	0051
Decrease (increase) in inventories	0062	0063
Increase (decrease) in other operating activities	0074	0075
<b>Net cash flow from operating activities</b>	0086	0087

## Slide notes

From our Layout, we can see which Tag Numbers we are going to Name with this Text.

## Slide 45 - Slide 45



**Cash Flow Statement |0001|**

	Period ending	January	February
Beginning Cash At Bank	0002	0003	
<b>Net income</b>	<b> 0014 </b>	<b> 0015 </b>	
<b>Operating activities, cash flows provided by or used in:</b>			
Depreciation and amortization	0026	0027	
Adjustments to net income			
Decrease (increase) in accounts receivable	0038	0039	
Increase (decrease) in liabilities (A/P, taxes payable)	0050	0051	
Decrease (increase) in inventories	0062	0063	
Increase (decrease) in other operating activities	0074	0075	
<b>Net cash flow from operating activities</b>	<b> 0086 </b>	<b> 0087 </b>	

## Slide notes

**Slide 46 - Slide 46**

IES Client v8.29 : My IES

Help Submit Quit Functions Commands

## Mass Edit Tag Names

**1: Copy and Paste some Text Labels from your Report Layout, 1 label per line.**

Text Data

Beginning Cash At Bank  
Net income  
Depreciation and amortization |  
Decrease (increase) in accounts receivable  
Increase (decrease) in liabilities (A/P, taxes :  
Decrease (increase) in inventories  
Increase (decrease) in other operating activiti  
Net cash flow from operating activities

**2. Optionally, add Leading or Trailing Text**

Lead-In Text  
Trailing Text

**3. Now select the Tags to rename.**

Tags

1

[Select Tags](#)

**4. Choose NEXT to rename the Tags.**

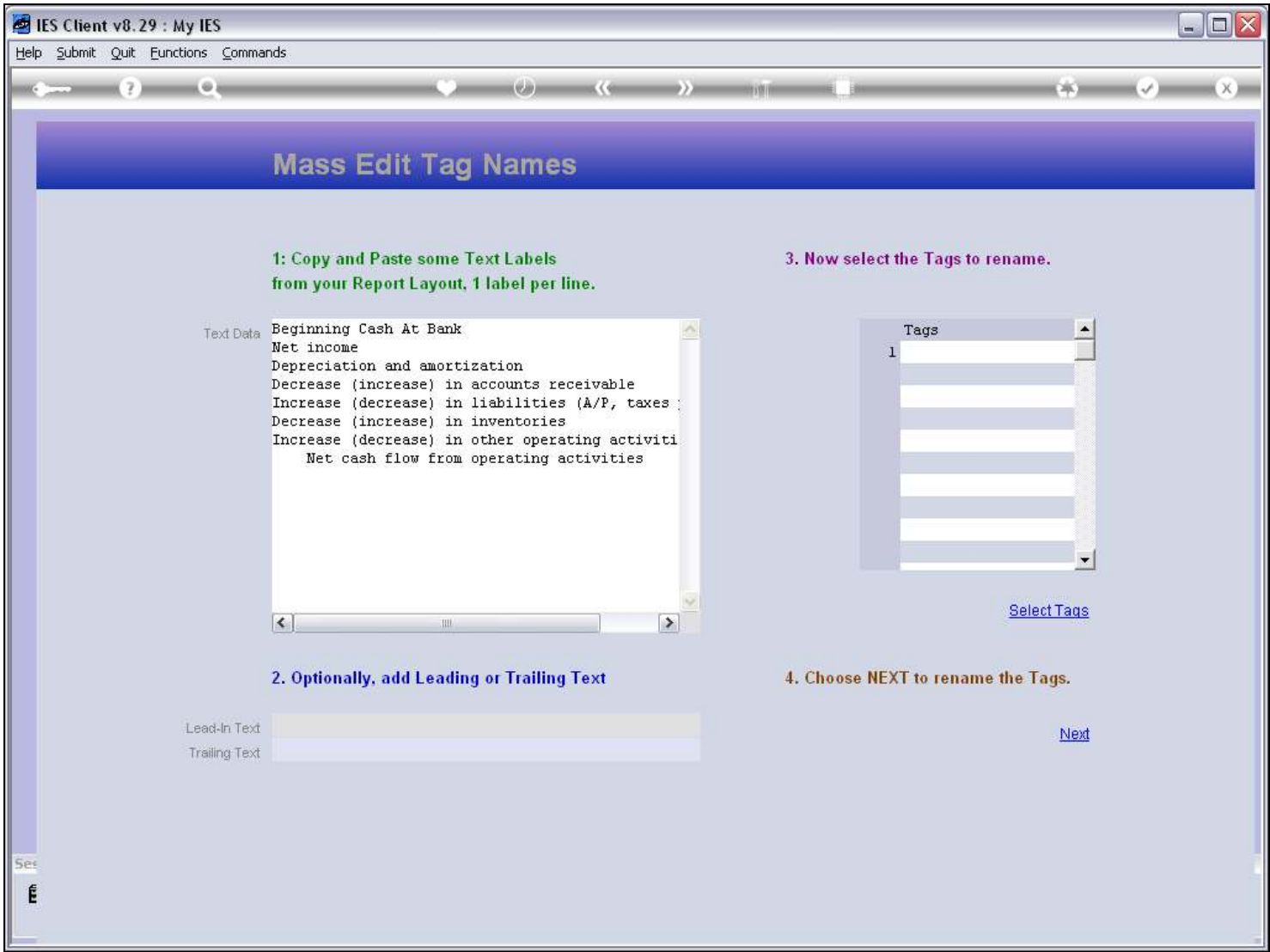
[Next](#)

**Slide notes**

And the 1st selection of Tags will be for the Month of January, per our Layout.

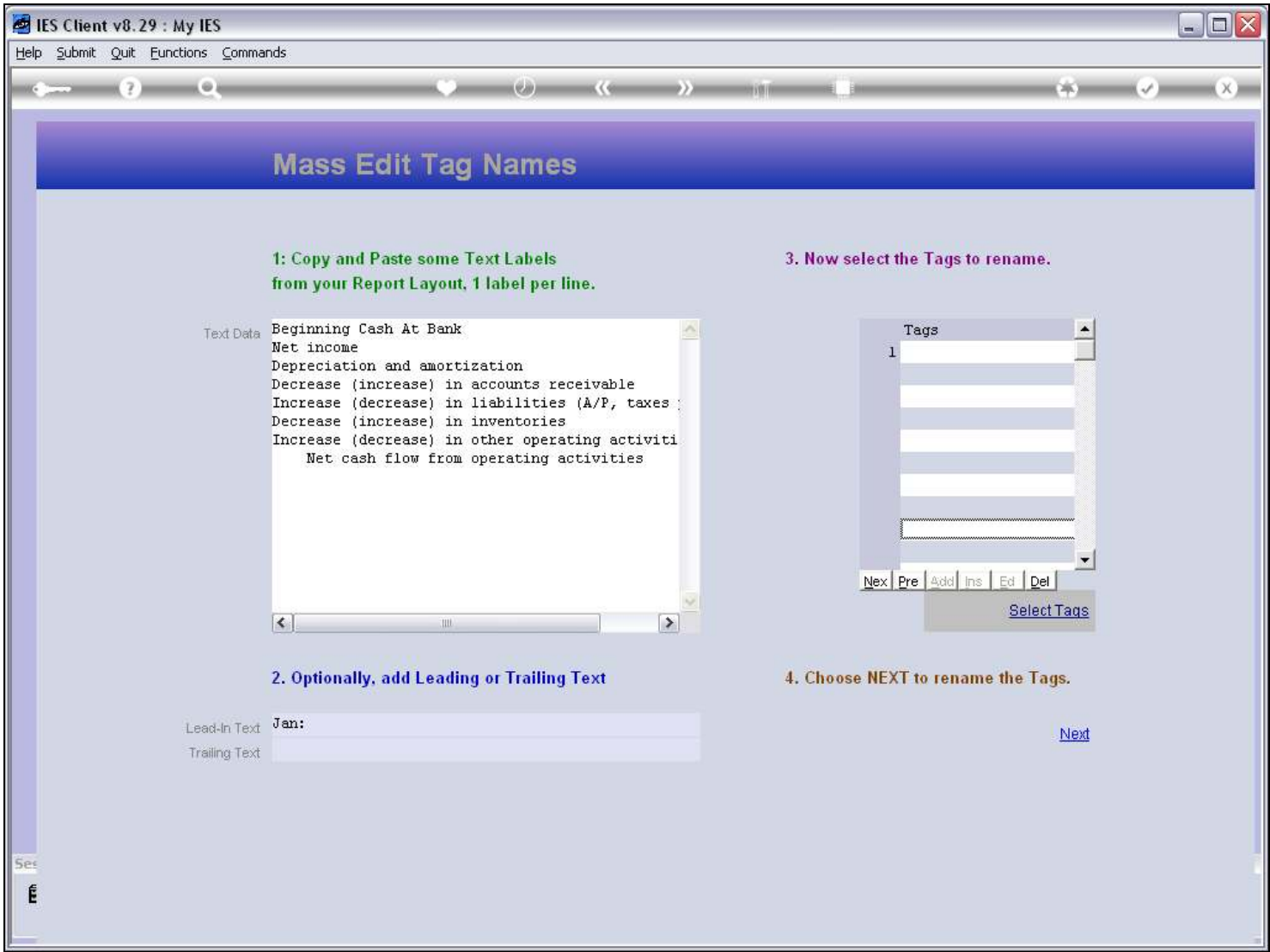


Slide 47 - Slide 47



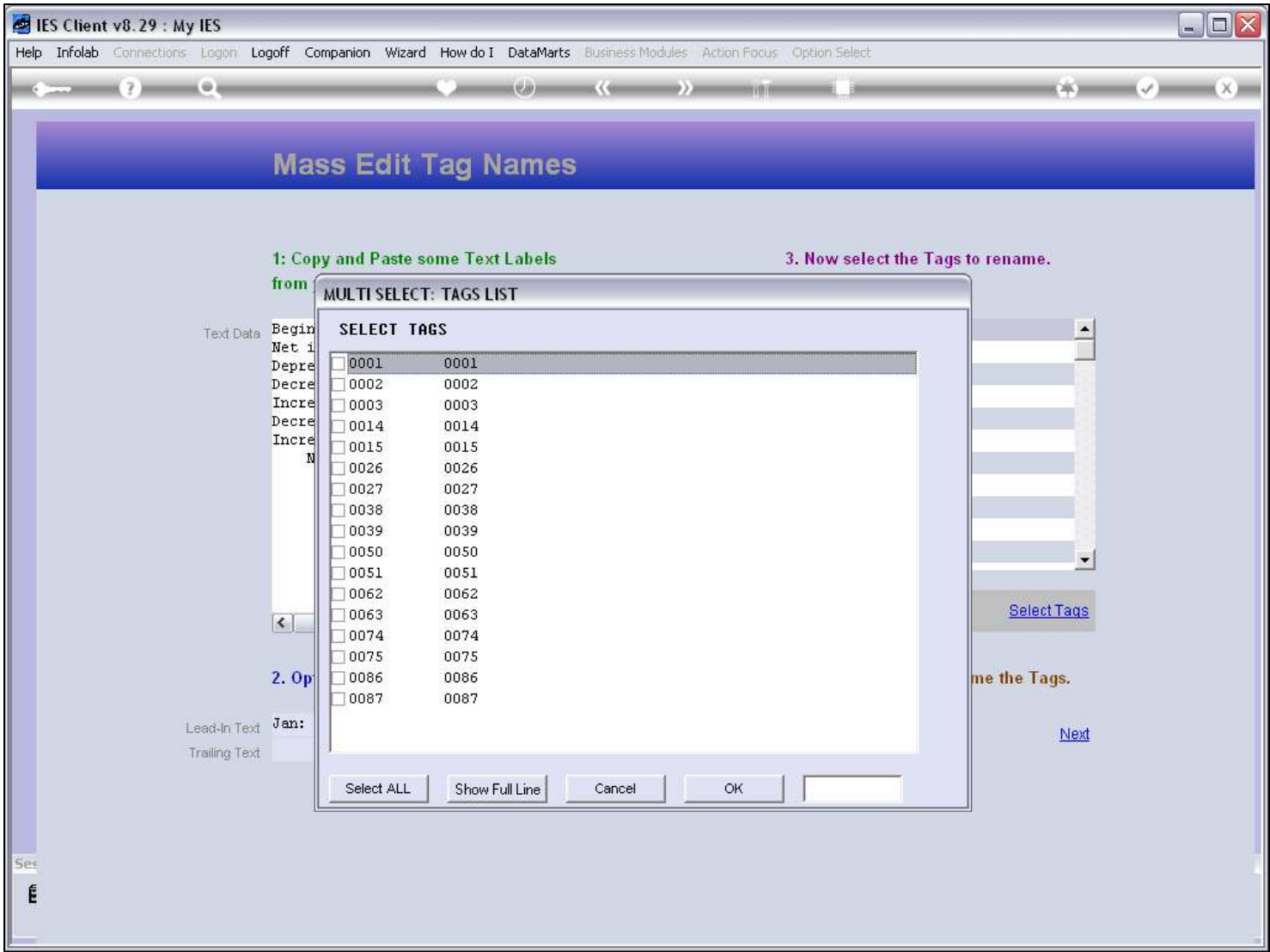
Slide notes

Slide 48 - Slide 48



Slide notes

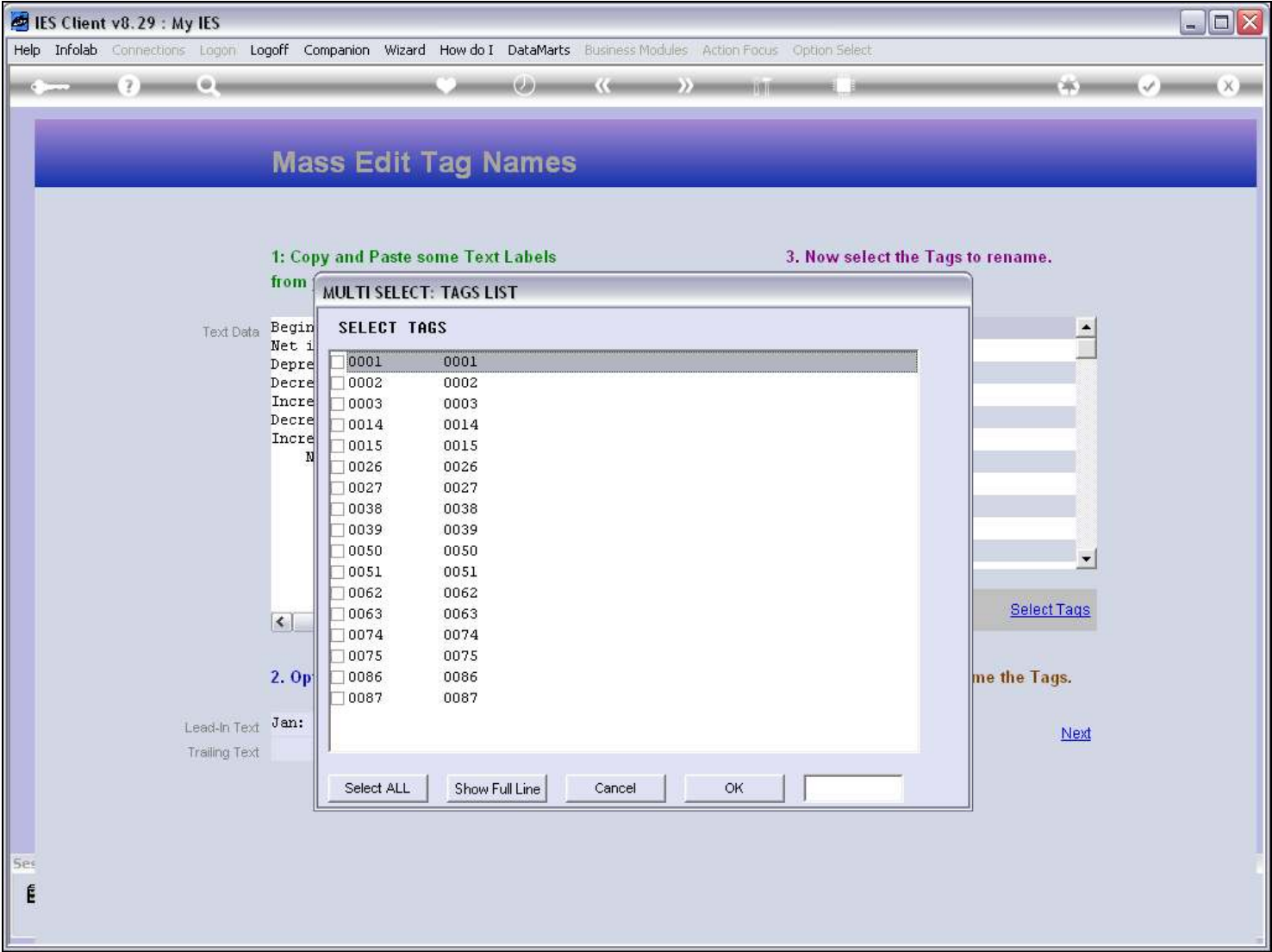
Slide 49 - Slide 49



Slide notes

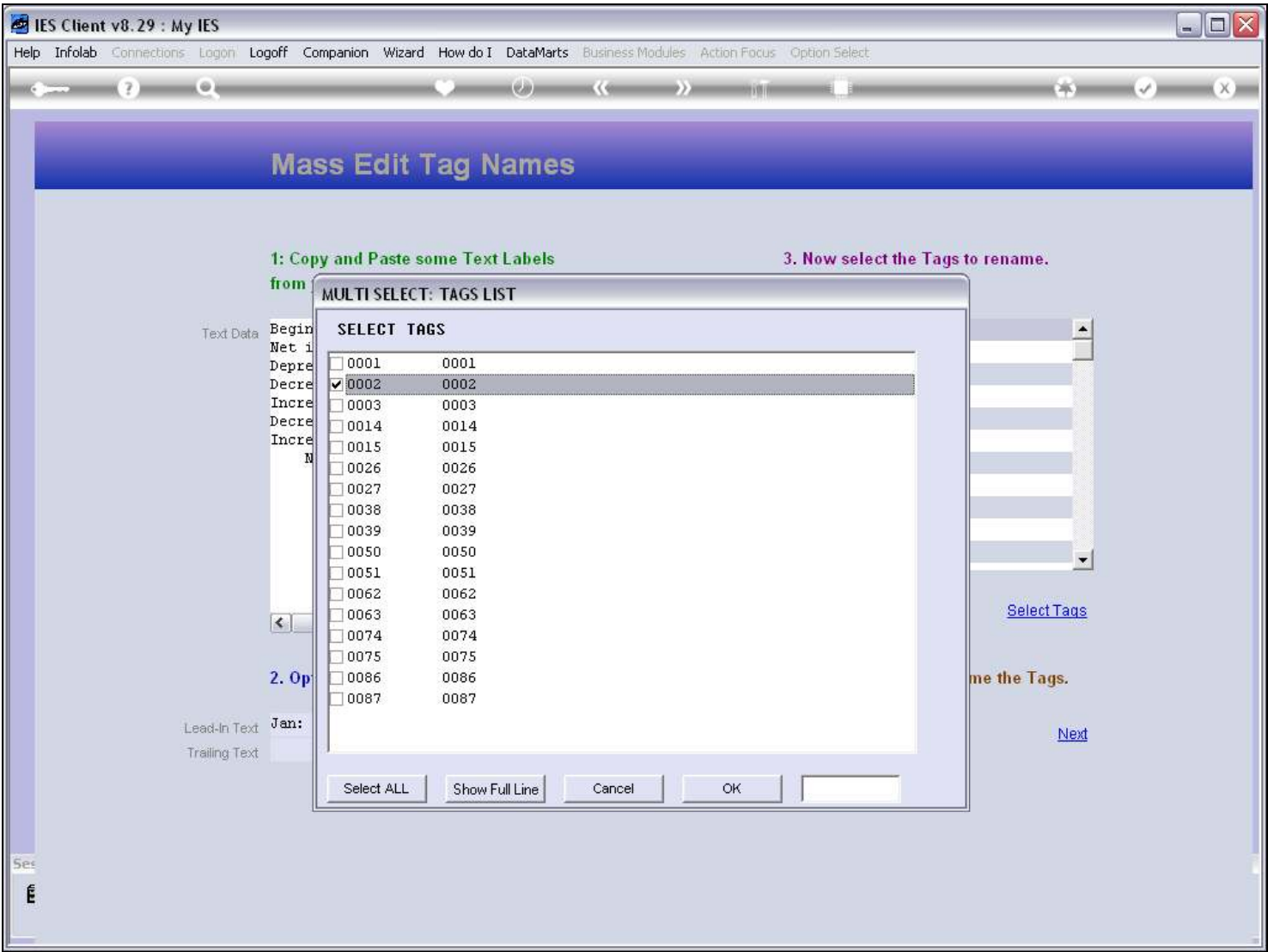
Now we select the Tags to Name.

Slide 50 - Slide 50



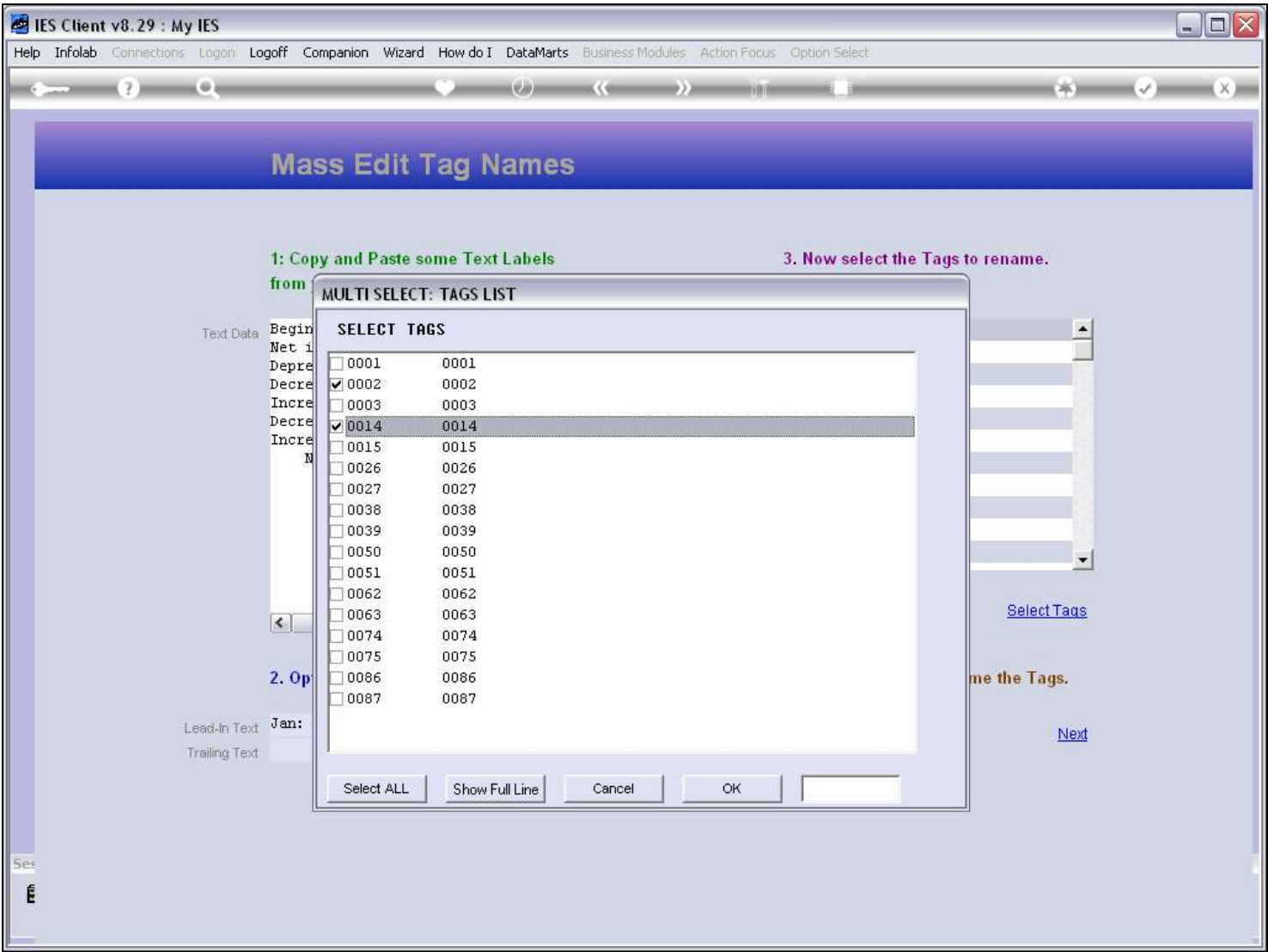
Slide notes

Slide 51 - Slide 51



Slide notes

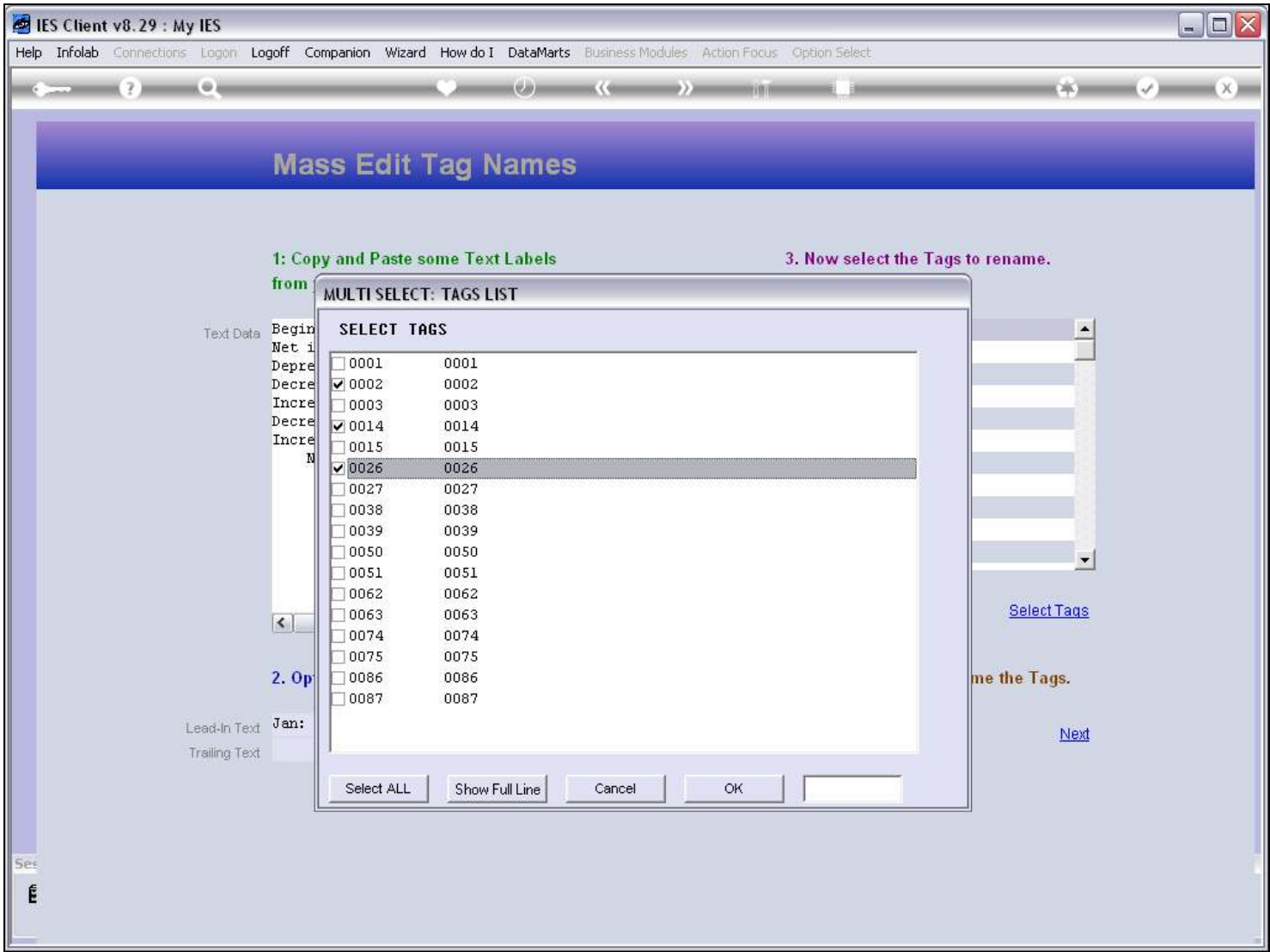
Slide 52 - Slide 52



Slide notes

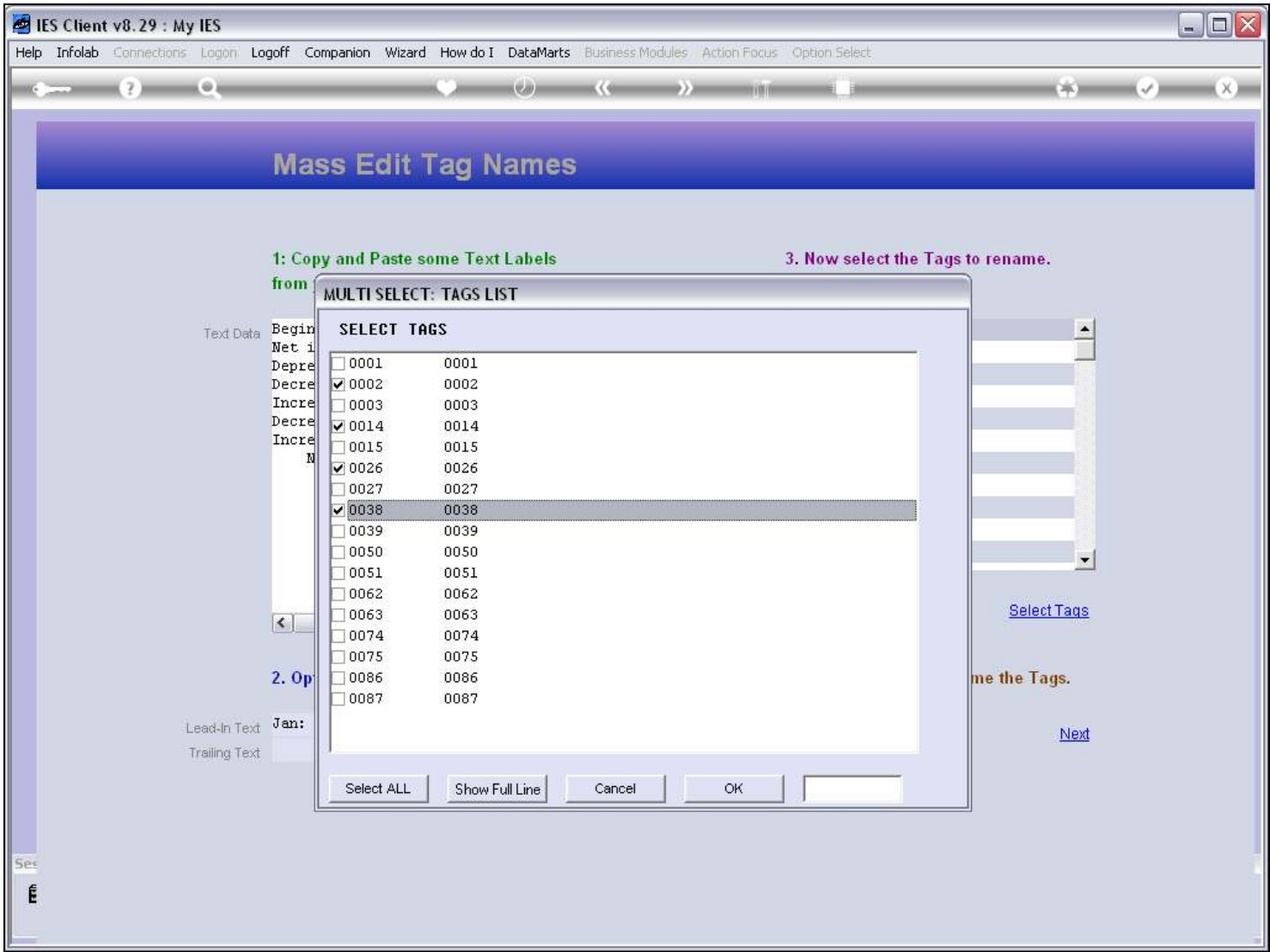


Slide 53 - Slide 53



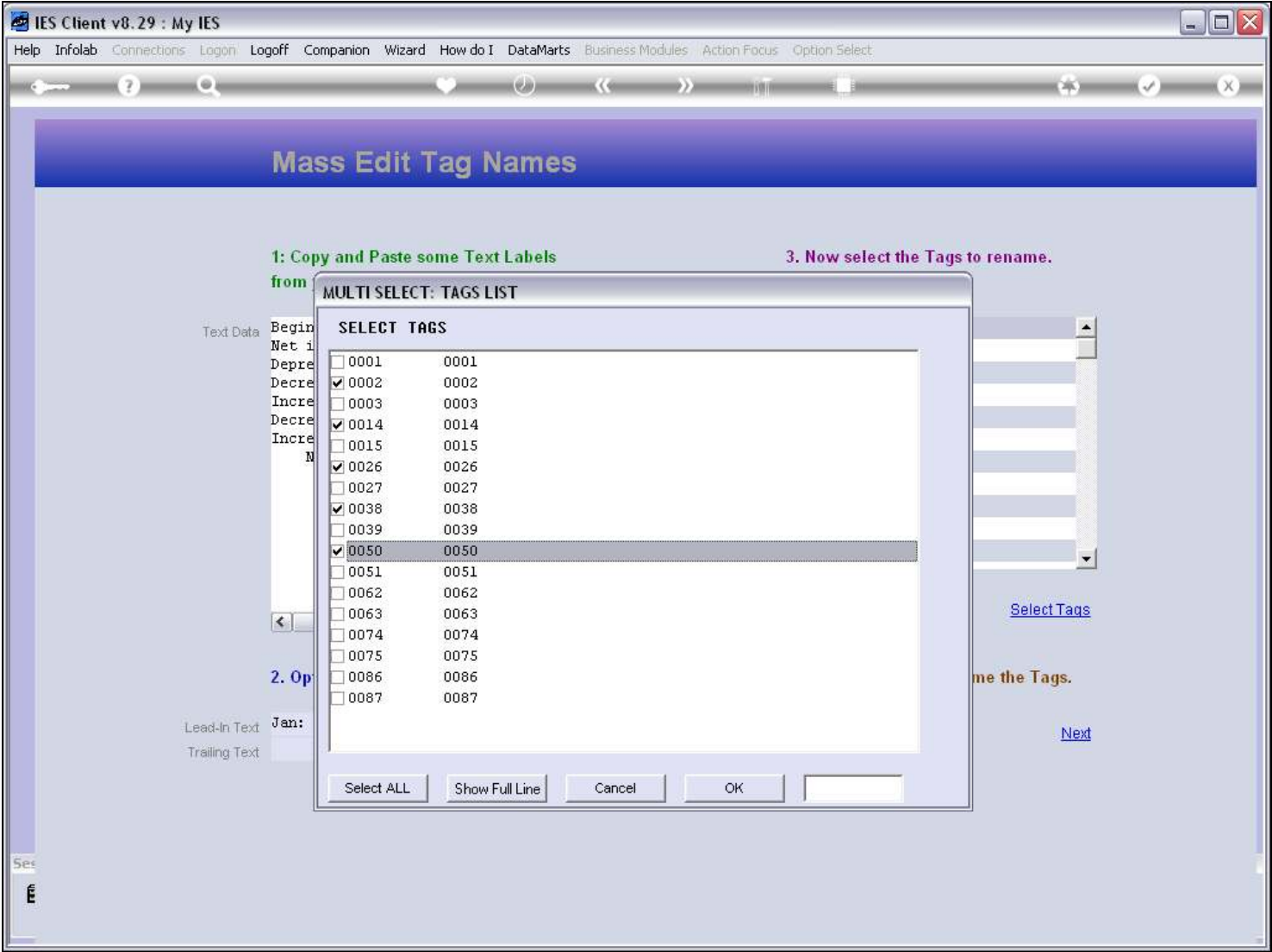
Slide notes

Slide 54 - Slide 54



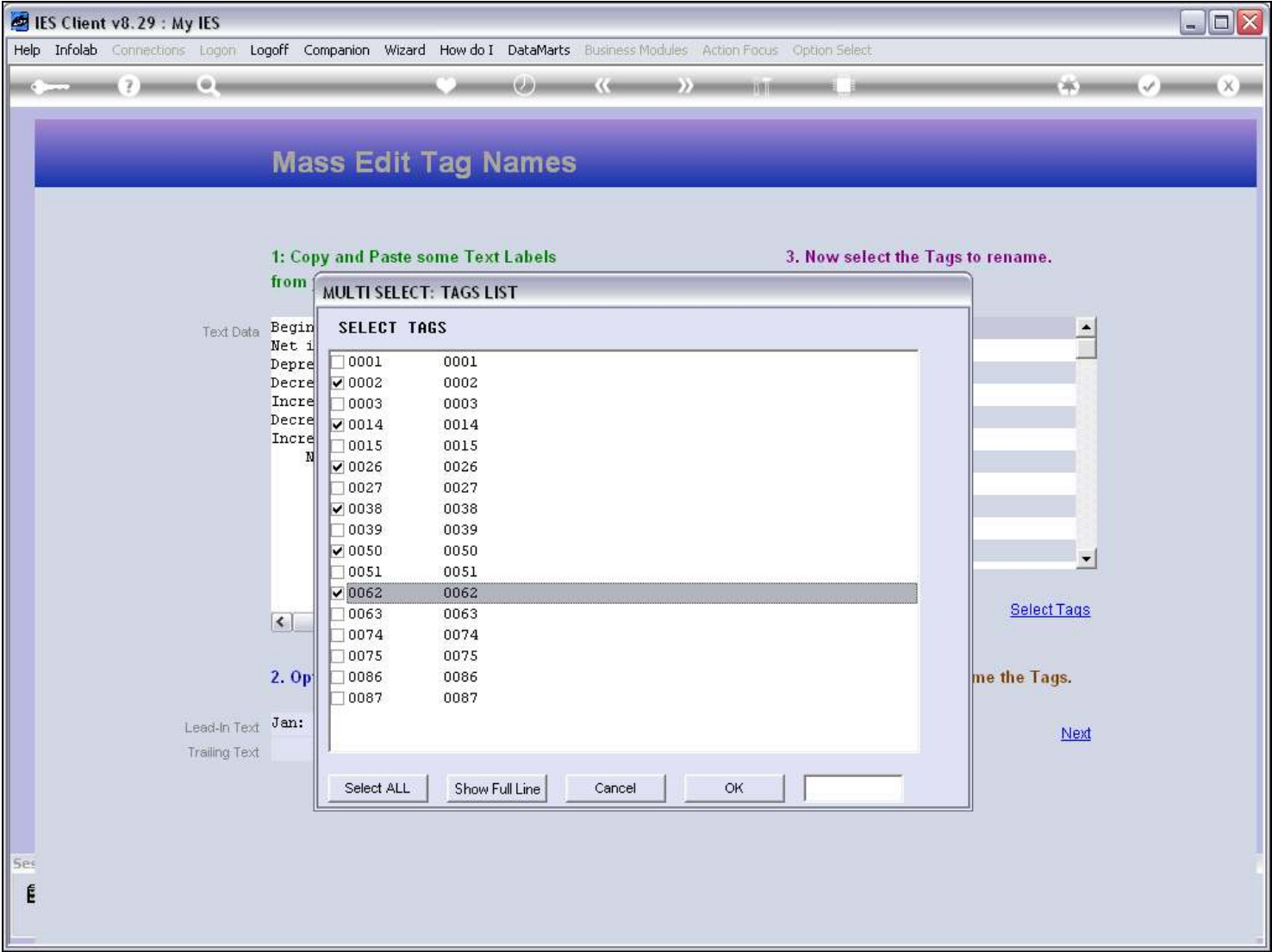
Slide notes

Slide 55 - Slide 55



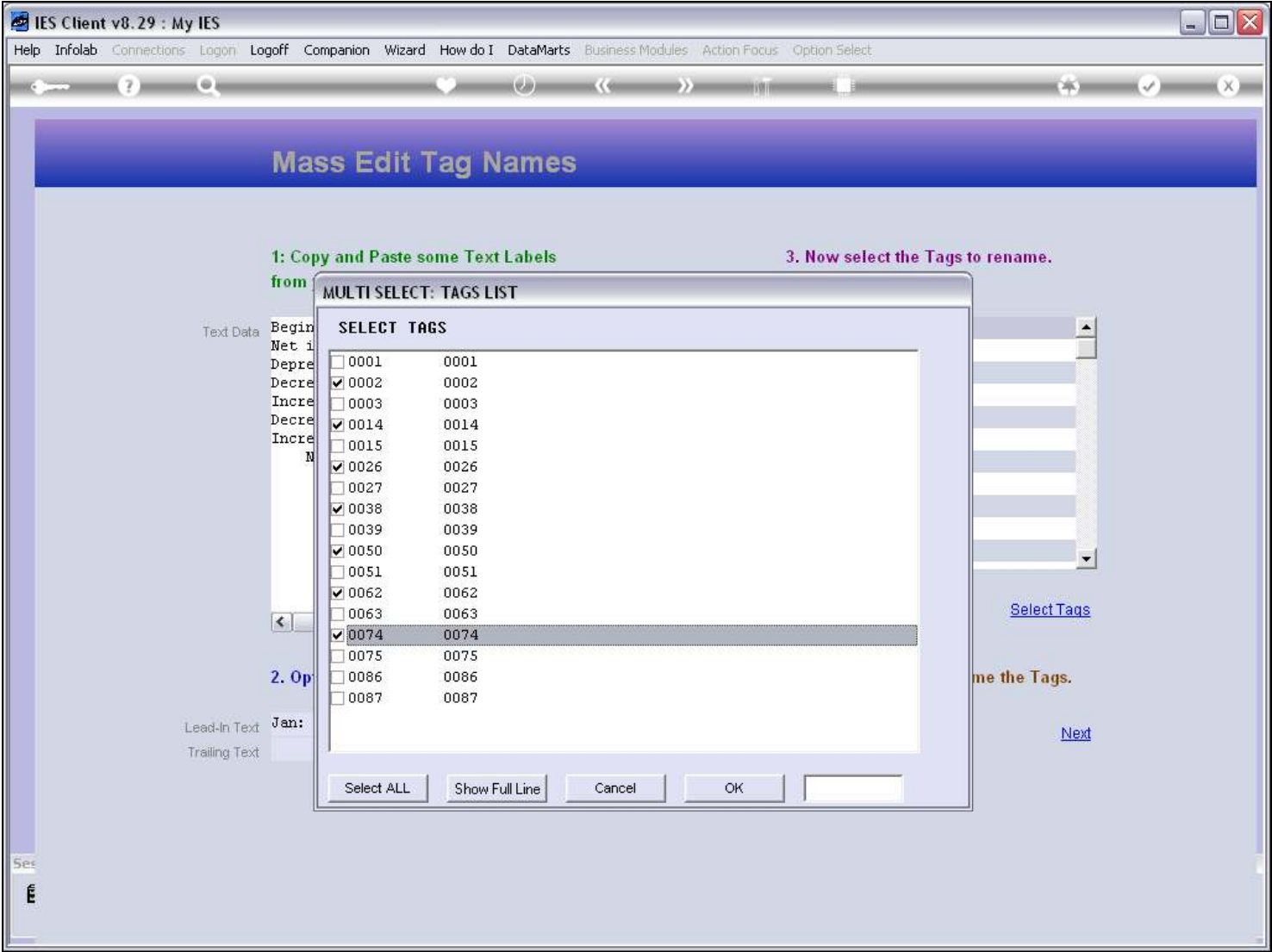
Slide notes

Slide 56 - Slide 56



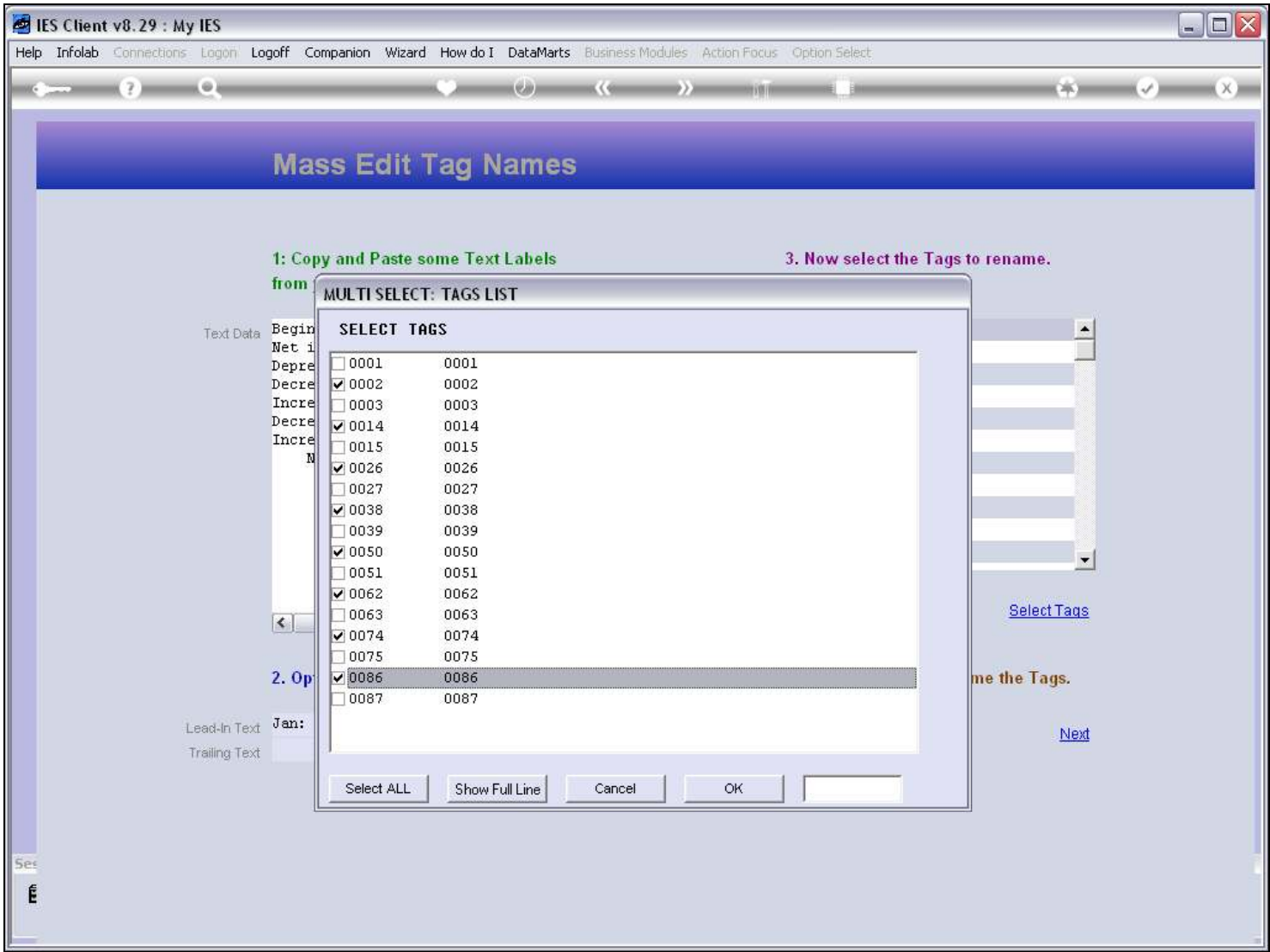
Slide notes

Slide 57 - Slide 57



Slide notes

Slide 58 - Slide 58



Slide notes



## Slide 59 - Slide 59

IES Client v8.29 : My IES

Help Submit Quit Functions Commands

Mass Edit Tag Names

**1: Copy and Paste some Text Labels from your Report Layout, 1 label per line.**

Text Data

```
Beginning Cash At Bank
Net income
Depreciation and amortization
Decrease (increase) in accounts receivable
Increase (decrease) in liabilities (A/P, taxes
Decrease (increase) in inventories
Increase (decrease) in other operating activiti
Net cash flow from operating activities
```

**2. Optionally, add Leading or Trailing Text**

Lead-In Text Jan:

Trailing Text

**3. Now select the Tags to rename.**

Tags	
1	0002
2	0014
3	0026
4	0038
5	0050
6	0062
7	0074
8	0086

Nex Pre Add Ins Ed Del

[Select Tags](#)

**4. Choose NEXT to rename the Tags.**

[Next](#)

## Slide notes

The number of Tags selected should be equal to the number of Text Lines we have.

**Slide 60 - Slide 60**

IES Client v8.29 : My IES

Help Submit Quit Functions Commands

Mass Edit Tag Names

**1: Copy and Paste some Text Labels from your Report Layout, 1 label per line.**

Text Data

Beginning Cash At Bank
Net income
Depreciation and amortization
Decrease (increase) in accounts receivable
Increase (decrease) in liabilities (A/P, taxes
Decrease (increase) in inventories
Increase (decrease) in other operating activiti
Net cash flow from operating activities

**2. Optionally, add Leading or Trailing Text**

Lead-In Text Jan:

Trailing Text

**3. Now select the Tags to rename.**

	Tags
1	0002
2	0014
3	0026
4	0038
5	0050
6	0062
7	0074
8	0086

[Select Tags](#)

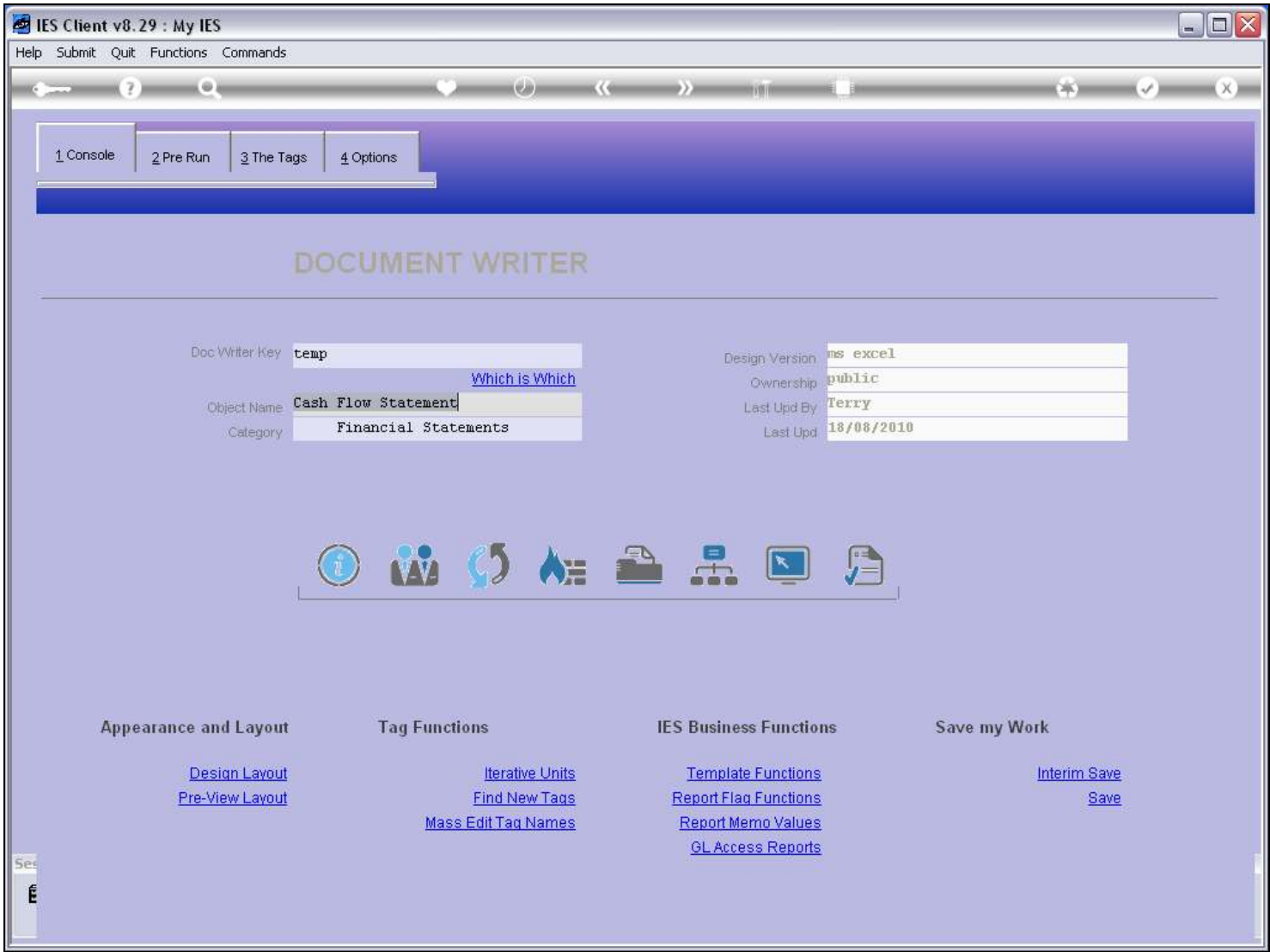
**4. Choose NEXT to rename the Tags.**

[Next](#)

**Slide notes**

And then we choose 'next'.

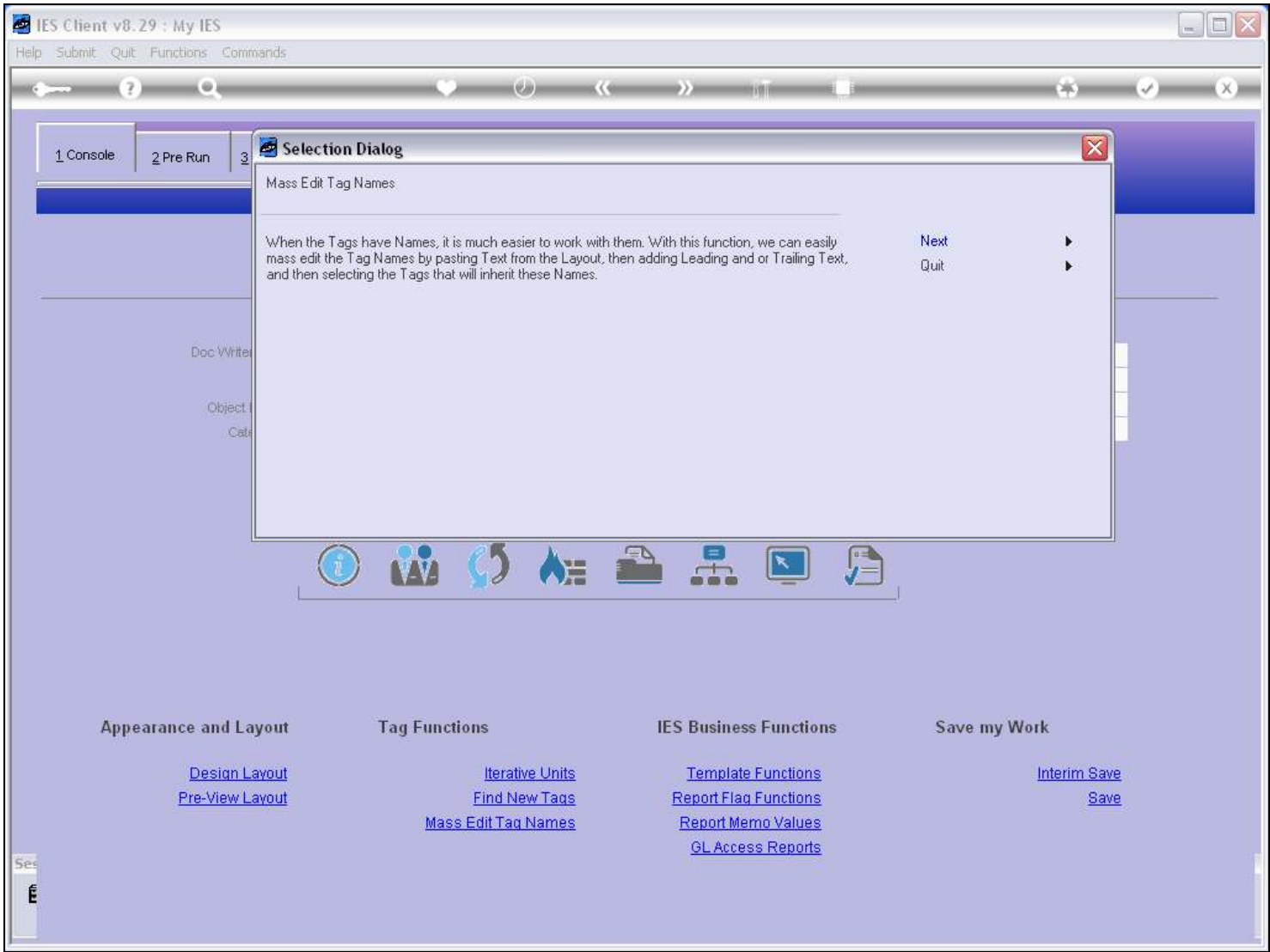
Slide 61 - Slide 61



Slide notes

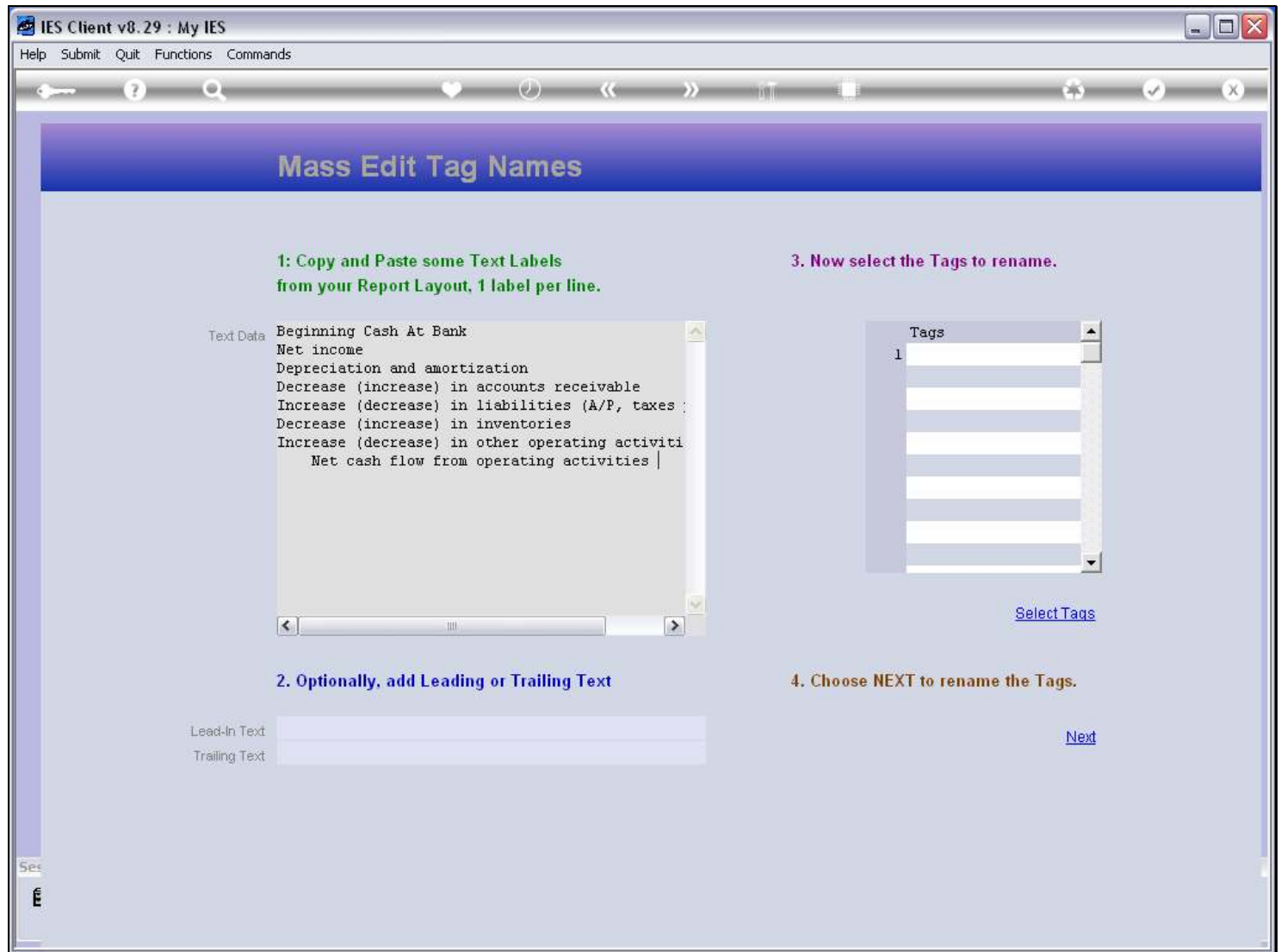
The first selection of Tags have been named now, and we choose to perform the next selection.

Slide 62 - Slide 62



Slide notes

## Slide 63 - Slide 63



### Slide notes

The system remembers the Text that we have used before, just in case we need it again, and in this case we do. If we want to use different Text, then of course we will just paste over the current Text.

## Slide 64 - Slide 64

**Cash Flow Statement |0001|**

	Period ending	January	February
Beginning Cash At Bank		0002	0003
<b>Net income</b>		0014	0015
<b>Operating activities, cash flows provided by or used in:</b>			
Depreciation and amortization		0026	0027
Adjustments to net income			
Decrease (increase) in accounts receivable		0038	0039
Increase (decrease) in liabilities (A/P, taxes payable)		0050	0051
Decrease (increase) in inventories		0062	0063
Increase (decrease) in other operating activities		0074	0075
<b>Net cash flow from operating activities</b>		0086	0087

## Slide notes

From our Layout, we can check which Tags we will select for the February Tag Names.

## Slide 65 - Slide 65

W127.0.0.1\Bridge\X1557139917.htm - Windows Internet Explorer

W127.0.0.1\Bridge\X1557139917.htm

File Edit View Favorites Tools Help

Google Search Share Sidewiki Check Translate AutoFill Sign In

Favorites Free Hotmail Suggested Sites Web Slice Gallery

W127.0.0.1\Bridge\X1557139917.htm

Page Safety Tools

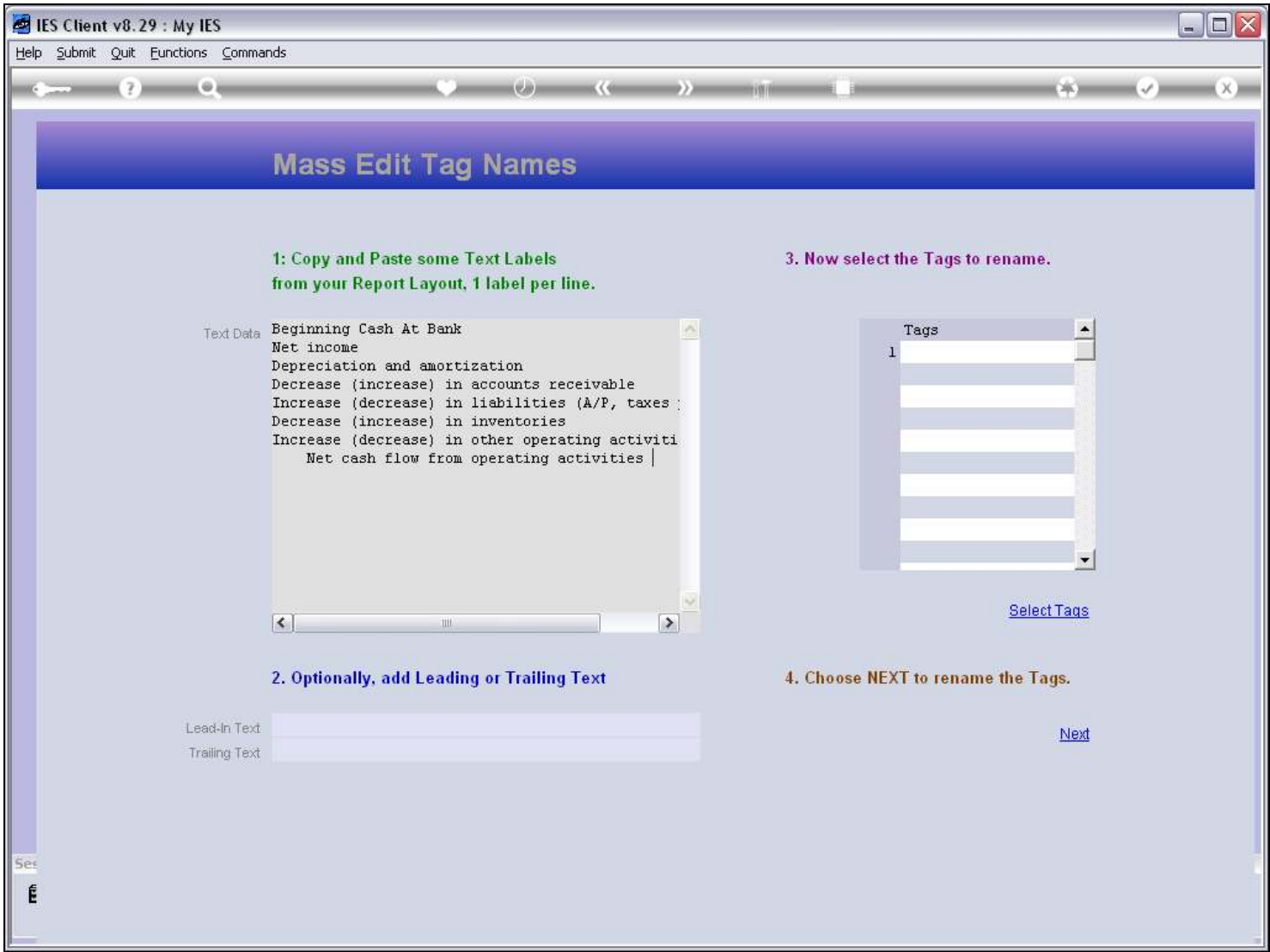
### Cash Flow Statement |0001|

	Period ending	January	February
Beginning Cash At Bank	0002	0003	
<b>Net income</b>	<b> 0014 </b>	<b> 0015 </b>	
<b>Operating activities, cash flows provided by or used in:</b>			
Depreciation and amortization	0026	0027	
Adjustments to net income			
Decrease (increase) in accounts receivable	0038	0039	
Increase (decrease) in liabilities (A/P, taxes payable)	0050	0051	
Decrease (increase) in inventories	0062	0063	
Increase (decrease) in other operating activities	0074	0075	
<b>Net cash flow from operating activities</b>	<b> 0086 </b>	<b> 0087 </b>	

## Slide notes

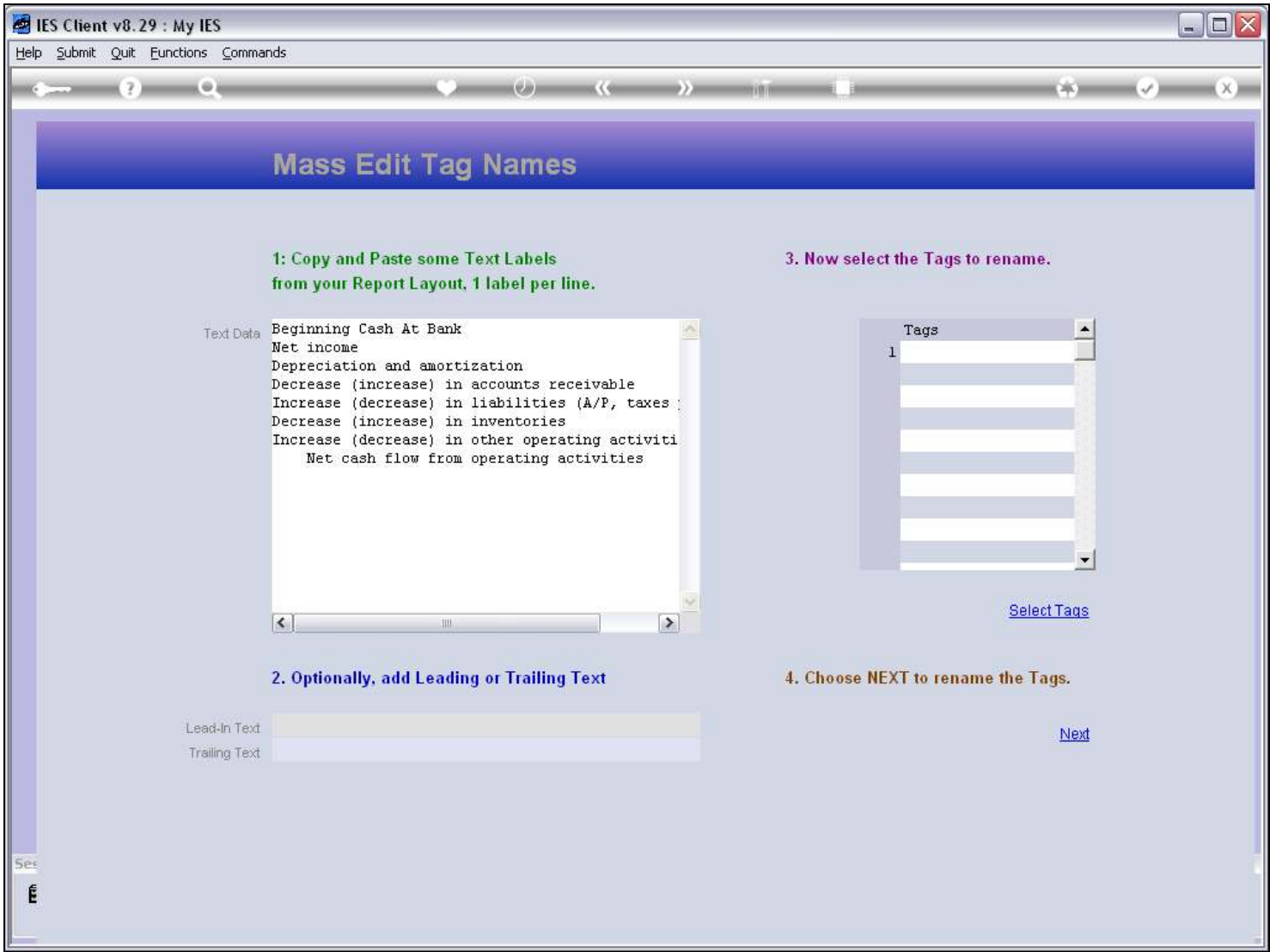


Slide 66 - Slide 66



Slide notes

Slide 67 - Slide 67



Slide notes

The screenshot shows the IES Client v8.29 window with the "Mass Edit Tag Names" dialog box open. The dialog has a title bar with standard Windows controls. Below the title bar is a toolbar with icons for Help, Submit, Quit, Functions, and Commands. The main area of the dialog is divided into two columns.

**Left Column:**

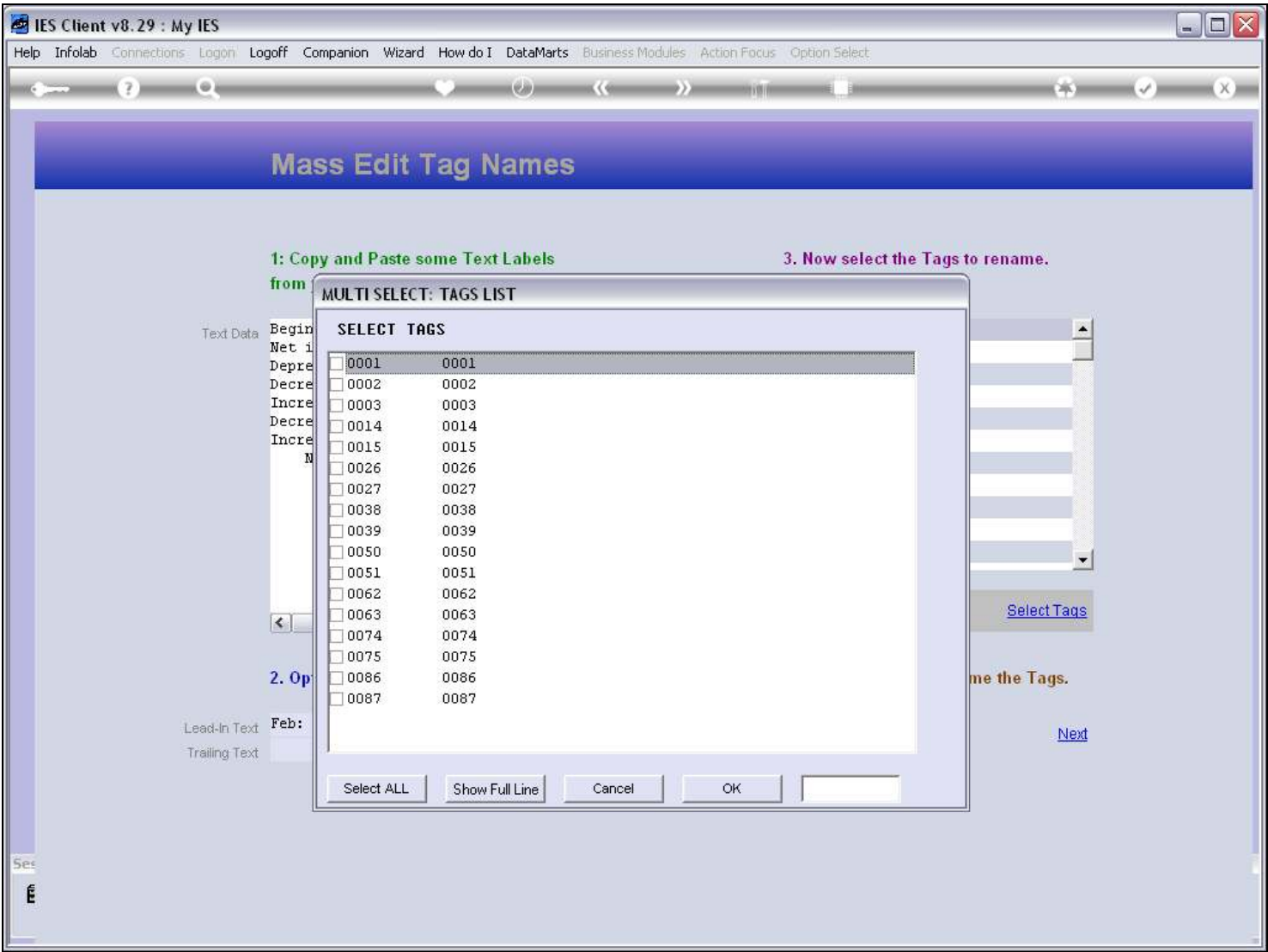
- Section 1:** "Copy and Paste some Text Labels from your Report Layout, 1 label per line." This section contains a text area labeled "Text Data" with the following text:
 

```
Beginning Cash At Bank  
Net income  
Depreciation and amortization  
Decrease (increase) in accounts receivable  
Increase (decrease) in liabilities (A/P, taxes)  
Decrease (increase) in inventories  
Increase (decrease) in other operating activities  
    Net cash flow from operating activities
```
- Section 2:** "Optionally, add Leading or Trailing Text". It includes input fields for "Lead-In Text" (containing "Feb:") and "Trailing Text".

**Right Column:**

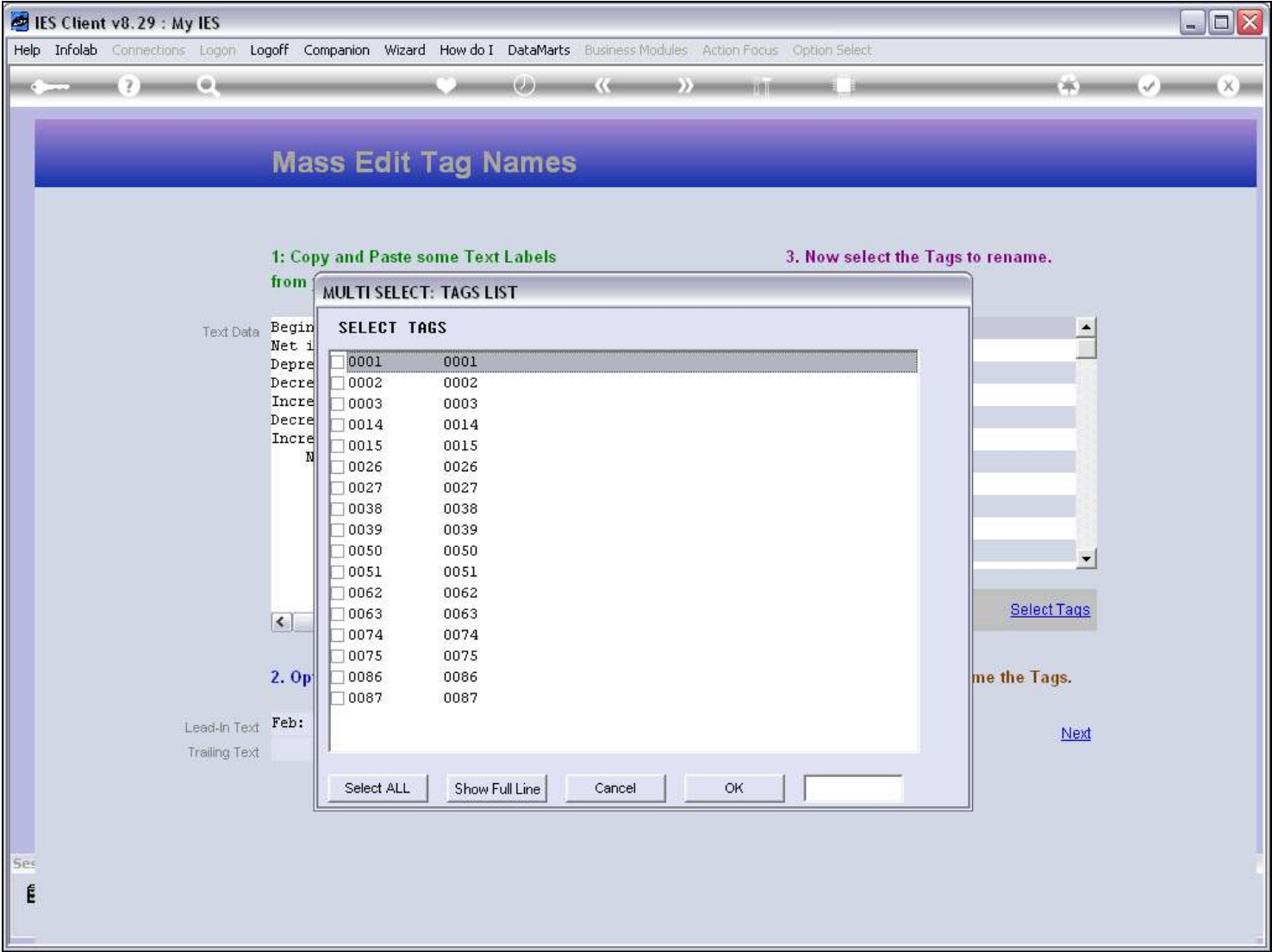
- Section 3:** "Now select the Tags to rename." This section features a list box labeled "Tags" containing the number "1". Below the list box are buttons: "Nex", "Pre", "Add", "Ins", "Ed", and "Del". A "Select Tags" button is located below these.
- Section 4:** "Choose NEXT to rename the Tags." This section contains a single button labeled "Next".

Slide 69 - Slide 69



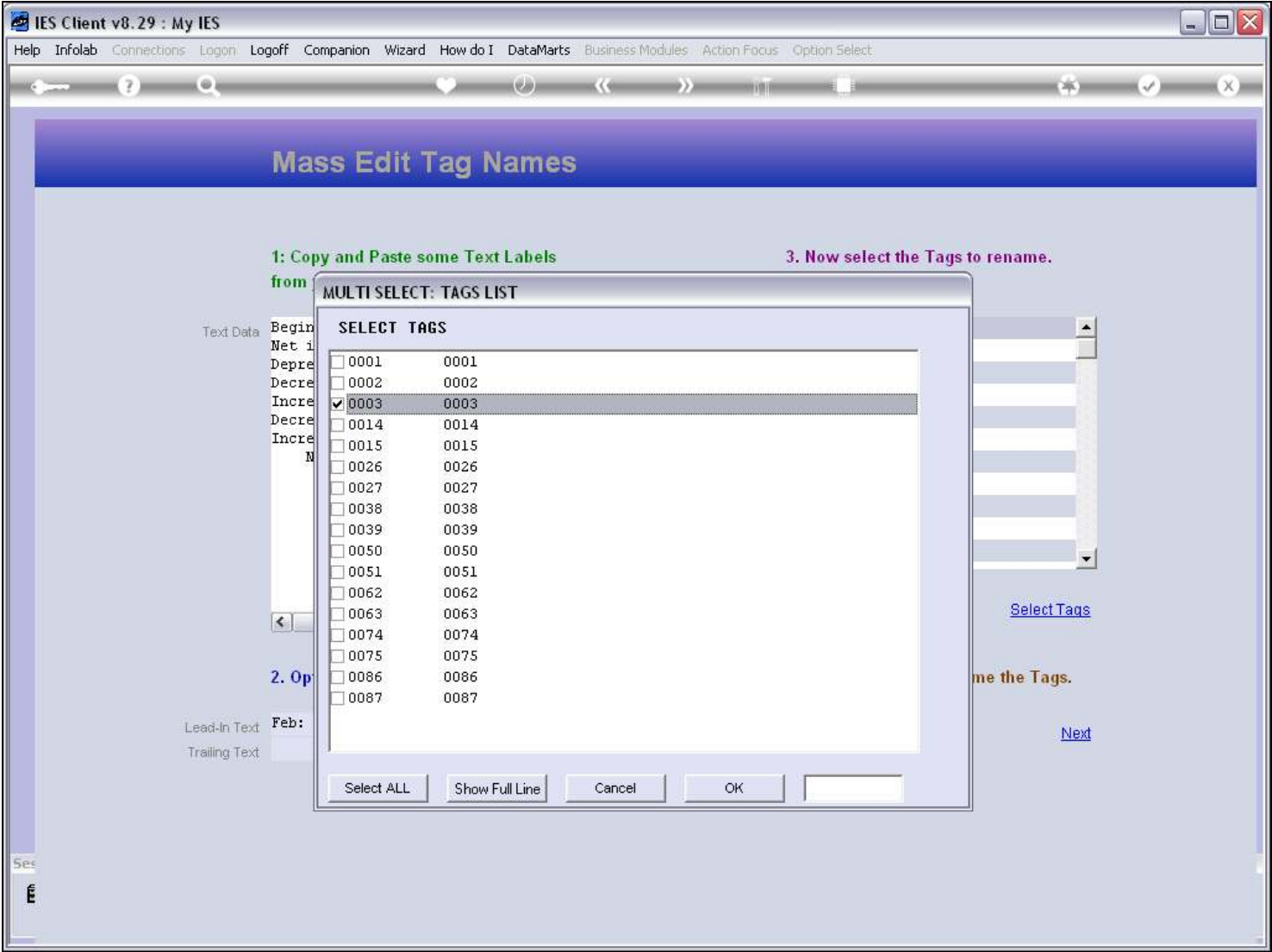
Slide notes

Slide 70 - Slide 70



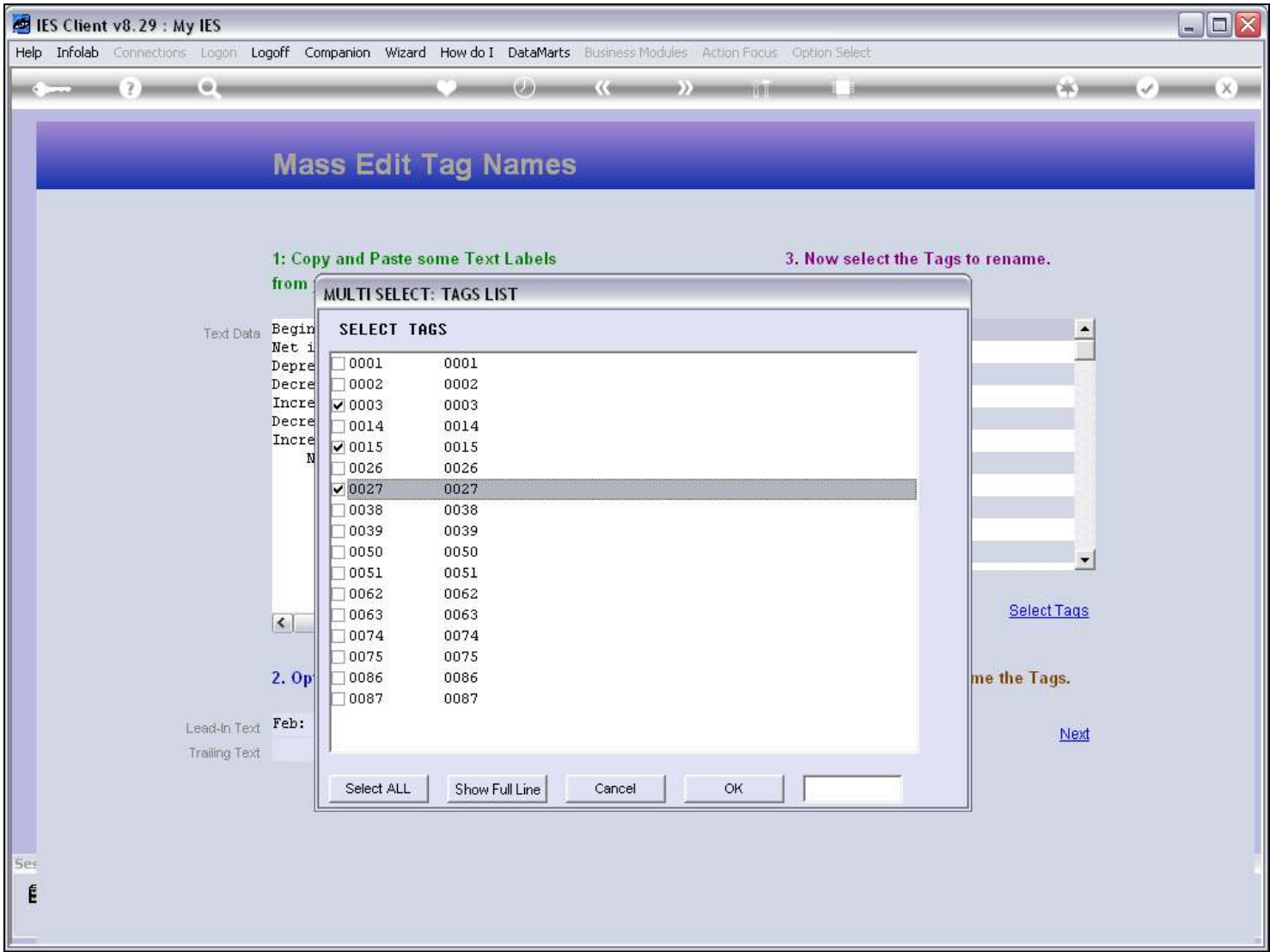
Slide notes

Slide 71 - Slide 71



Slide notes

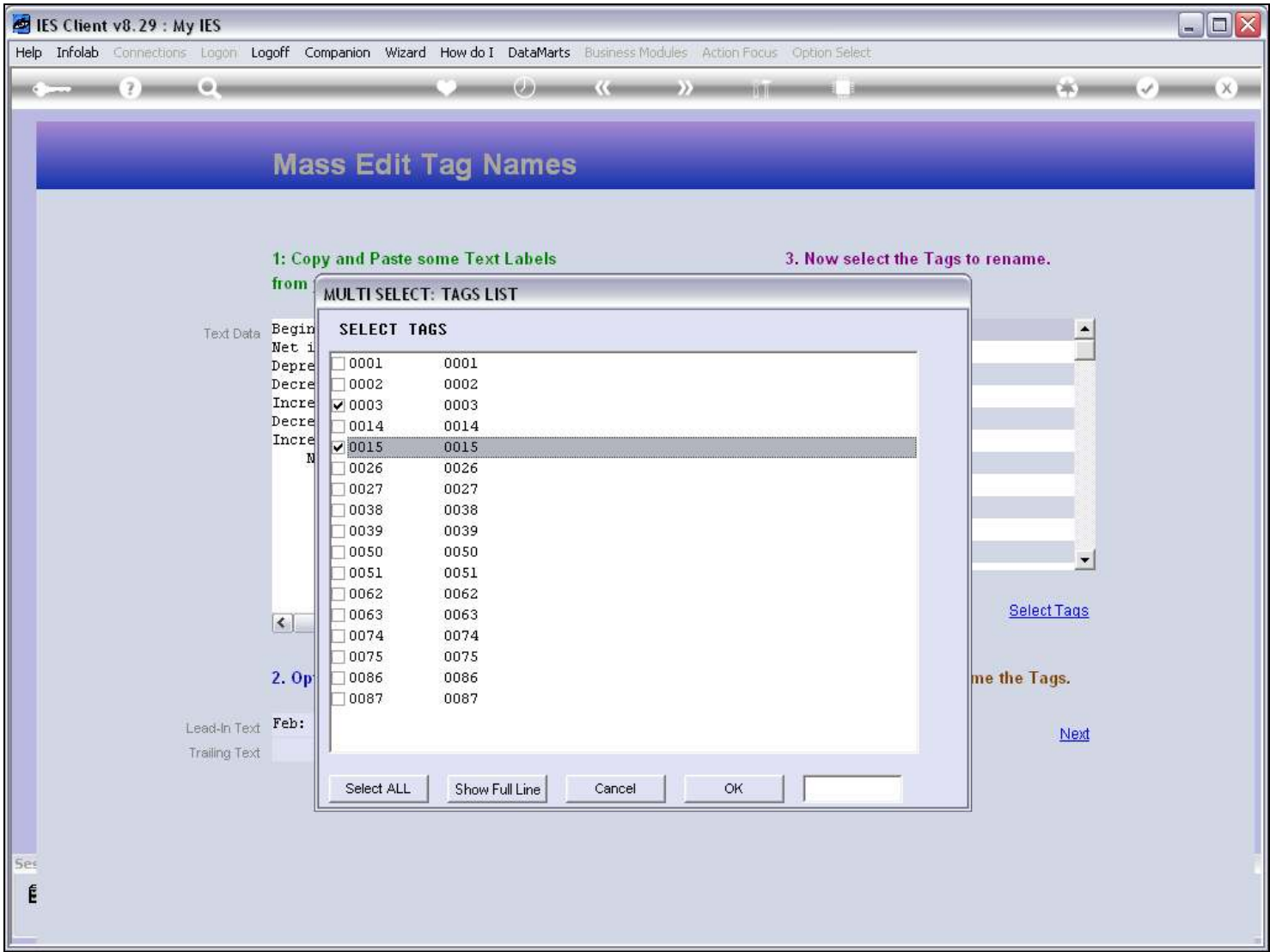
Slide 72 - Slide 72



Slide notes



Slide 73 - Slide 73



Slide notes

The screenshot shows the IES Client v8.29 interface. The main window has a menu bar with options: Help, Infolab, Connections, Logon, Logoff, Companion, Wizard, How do I, DataMarts, Business Modules, Action Focus, and Option Select. Below the menu bar is a toolbar with icons for search, help, and navigation. The main content area is titled 'Mass Edit Tag Names' and contains instructions for the process:

- 1: Copy and Paste some Text Labels from
2. Op
3. Now select the Tags to rename.

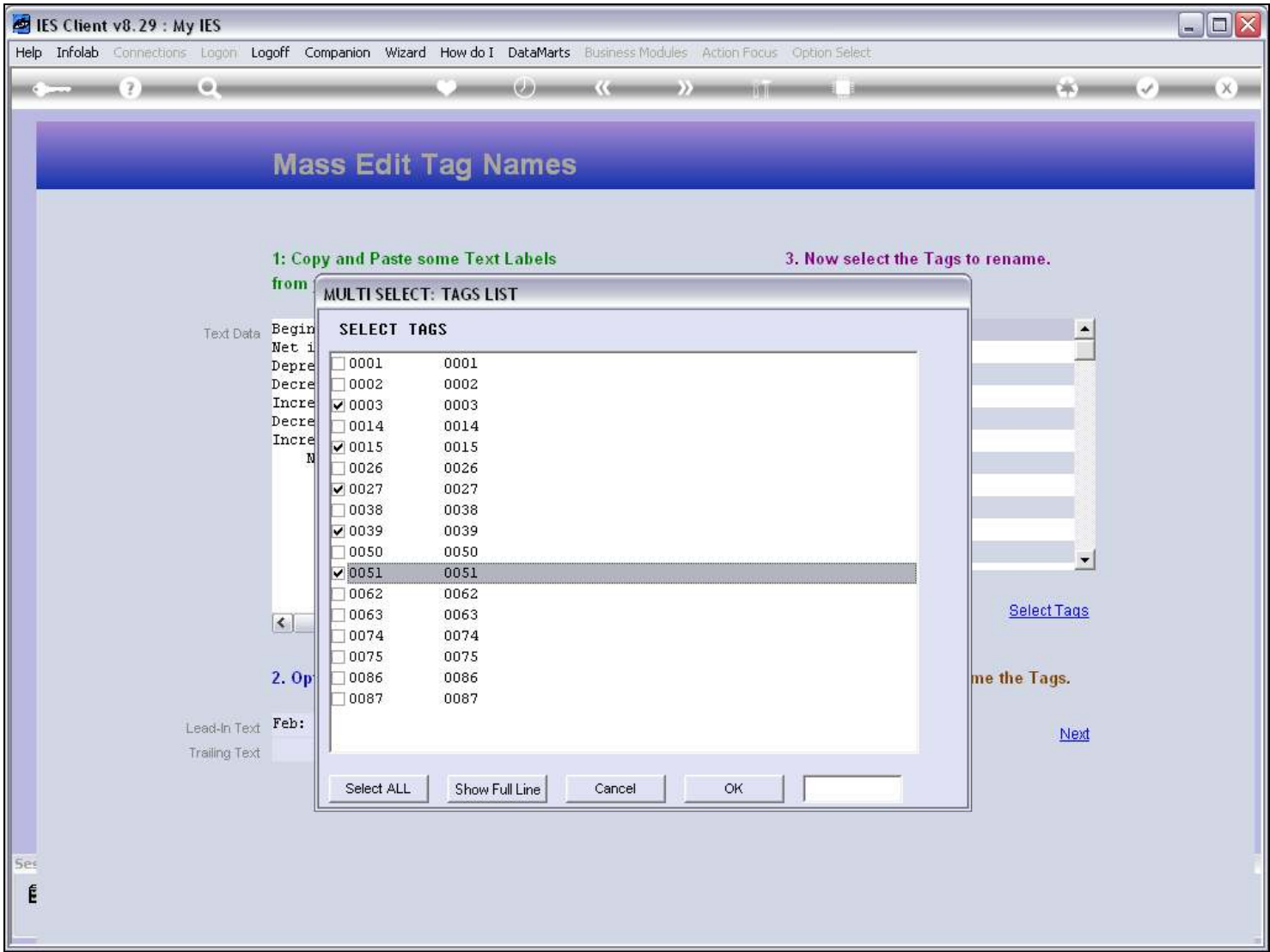
The background shows a list of text data with columns for 'Text Data', 'Begin', 'Net i', 'Depre', 'Decre', 'Incre', 'Decre', 'Incre', and 'N'. The data includes entries for 'Feb:' and 'Trailing Text'.

The 'MULTI SELECT: TAGS LIST' dialog box is open, showing a list of tags with checkboxes. The tag '0039' is selected. The dialog box has buttons for 'Select ALL', 'Show Full Line', 'Cancel', and 'OK'.

SELECT TAGS
<input type="checkbox"/> 0001 0001
<input type="checkbox"/> 0002 0002
<input checked="" type="checkbox"/> 0003 0003
<input type="checkbox"/> 0014 0014
<input checked="" type="checkbox"/> 0015 0015
<input type="checkbox"/> 0026 0026
<input checked="" type="checkbox"/> 0027 0027
<input type="checkbox"/> 0038 0038
<input checked="" type="checkbox"/> 0039 0039
<input type="checkbox"/> 0050 0050
<input type="checkbox"/> 0051 0051
<input type="checkbox"/> 0062 0062
<input type="checkbox"/> 0063 0063
<input type="checkbox"/> 0074 0074
<input type="checkbox"/> 0075 0075
<input type="checkbox"/> 0086 0086
<input type="checkbox"/> 0087 0087

## Page 74 of 85

Slide 75 - Slide 75



Slide notes

IES Client v8.29 : My IES

Help Infolab Connections Logon Logoff Companion Wizard How do I DataMarts Business Modules Action Focus Option Select

Mass Edit Tag Names

1. Copy and Paste some Text Labels from

2. Open the Tag Editor

3. Now select the Tags to rename.

Text Data Begin Net i Depre Decre Incre Decre Incre N

Lead-In Text Feb: Trailing Text

me the Tags.

Select Tags

Next

See

mb

MULTI SELECT: TAGS LIST

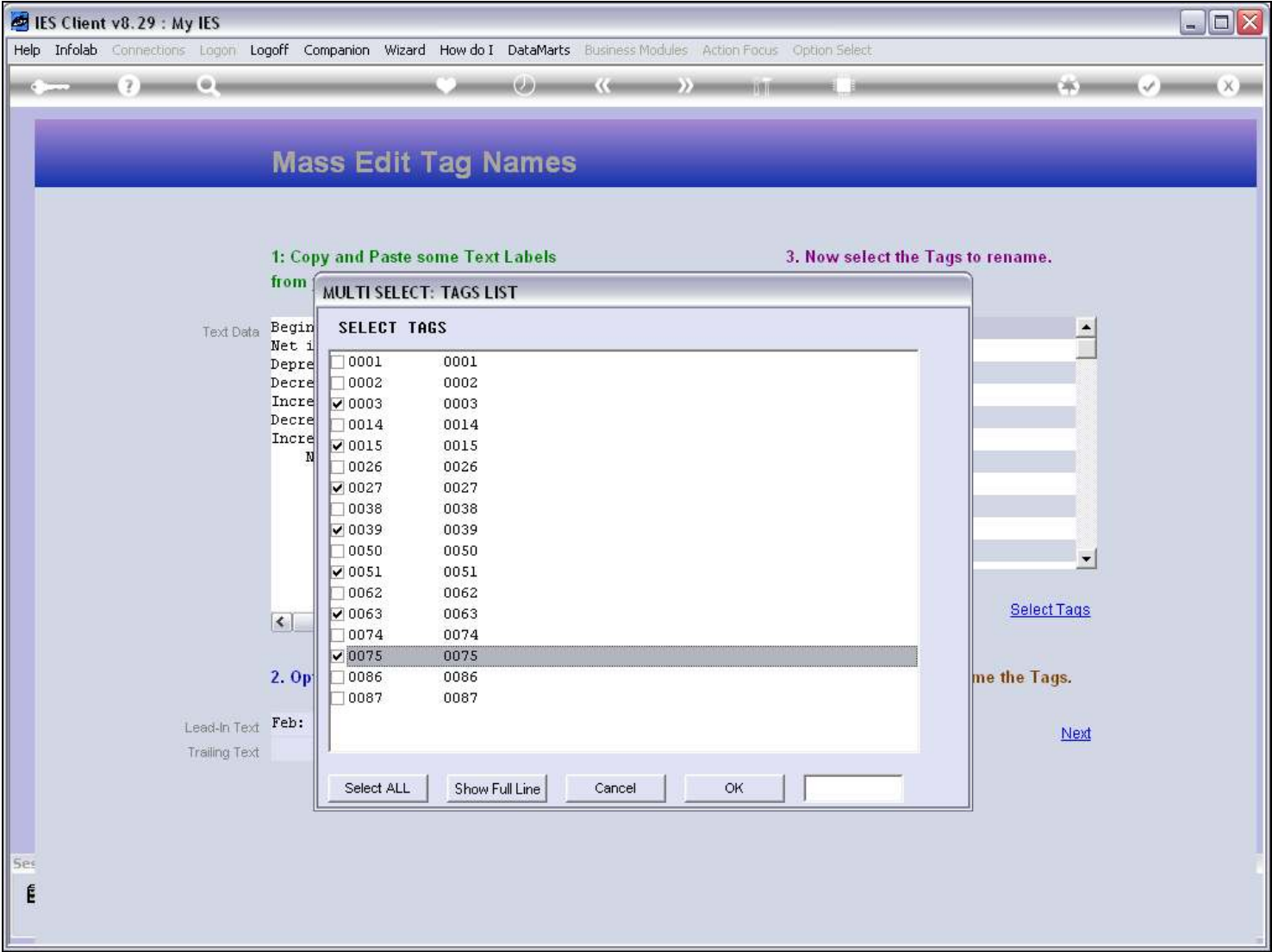
SELECT TAGS

<input type="checkbox"/>	0001	0001
<input type="checkbox"/>	0002	0002
<input checked="" type="checkbox"/>	0003	0003
<input type="checkbox"/>	0014	0014
<input checked="" type="checkbox"/>	0015	0015
<input type="checkbox"/>	0026	0026
<input checked="" type="checkbox"/>	0027	0027
<input type="checkbox"/>	0038	0038
<input checked="" type="checkbox"/>	0039	0039
<input type="checkbox"/>	0050	0050
<input checked="" type="checkbox"/>	0051	0051
<input type="checkbox"/>	0062	0062
<input checked="" type="checkbox"/>	0063	0063
<input type="checkbox"/>	0074	0074
<input type="checkbox"/>	0075	0075
<input type="checkbox"/>	0086	0086
<input type="checkbox"/>	0087	0087

Select ALL Show Full Line Cancel OK

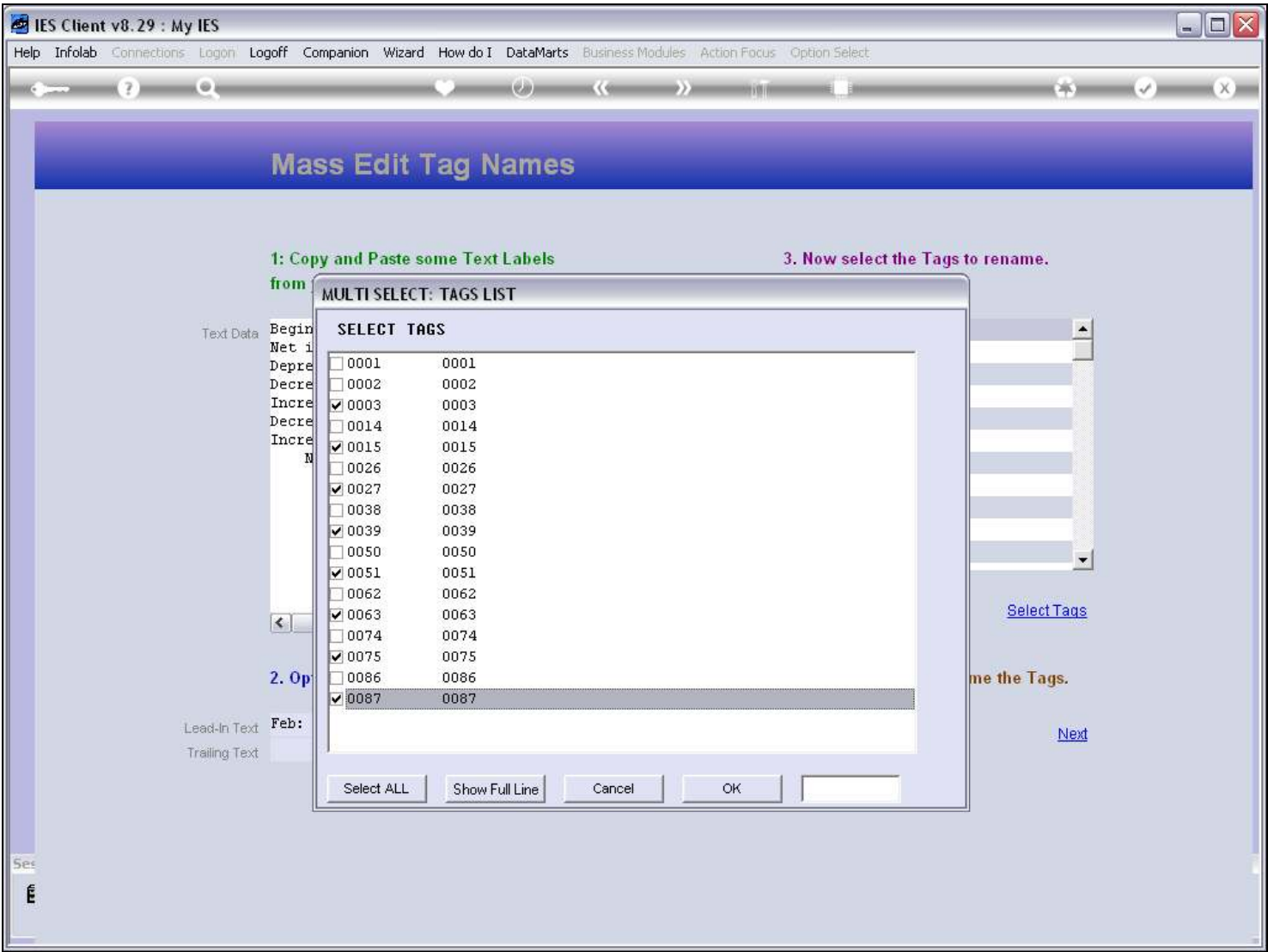
## Page 76 of 85

Slide 77 - Slide 77



Slide notes

Slide 78 - Slide 78



Slide notes

Slide 79 - Slide 79

IES Client v8.29 : My IES

Help Submit Quit Functions Commands

Mass Edit Tag Names

1: Copy and Paste some Text Labels  
from your Report Layout, 1 label per line.

Text Data

Beginning Cash At Bank  
Net income  
Depreciation and amortization  
Decrease (increase) in accounts receivable  
Increase (decrease) in liabilities (A/P, taxes  
Decrease (increase) in inventories  
Increase (decrease) in other operating activiti  
Net cash flow from operating activities

2. Optionally, add Leading or Trailing Text

Lead-In Text

Feb:

Trailing Text

3. Now select the Tags to rename.

Tags

1 0003

2 0015

3 0027

4 0039

5 0051

6 0063

7 0075

8 0087

Nex

Pre

Add

Ins

Ed

Del

Select Tags

4. Choose NEXT to rename the Tags.

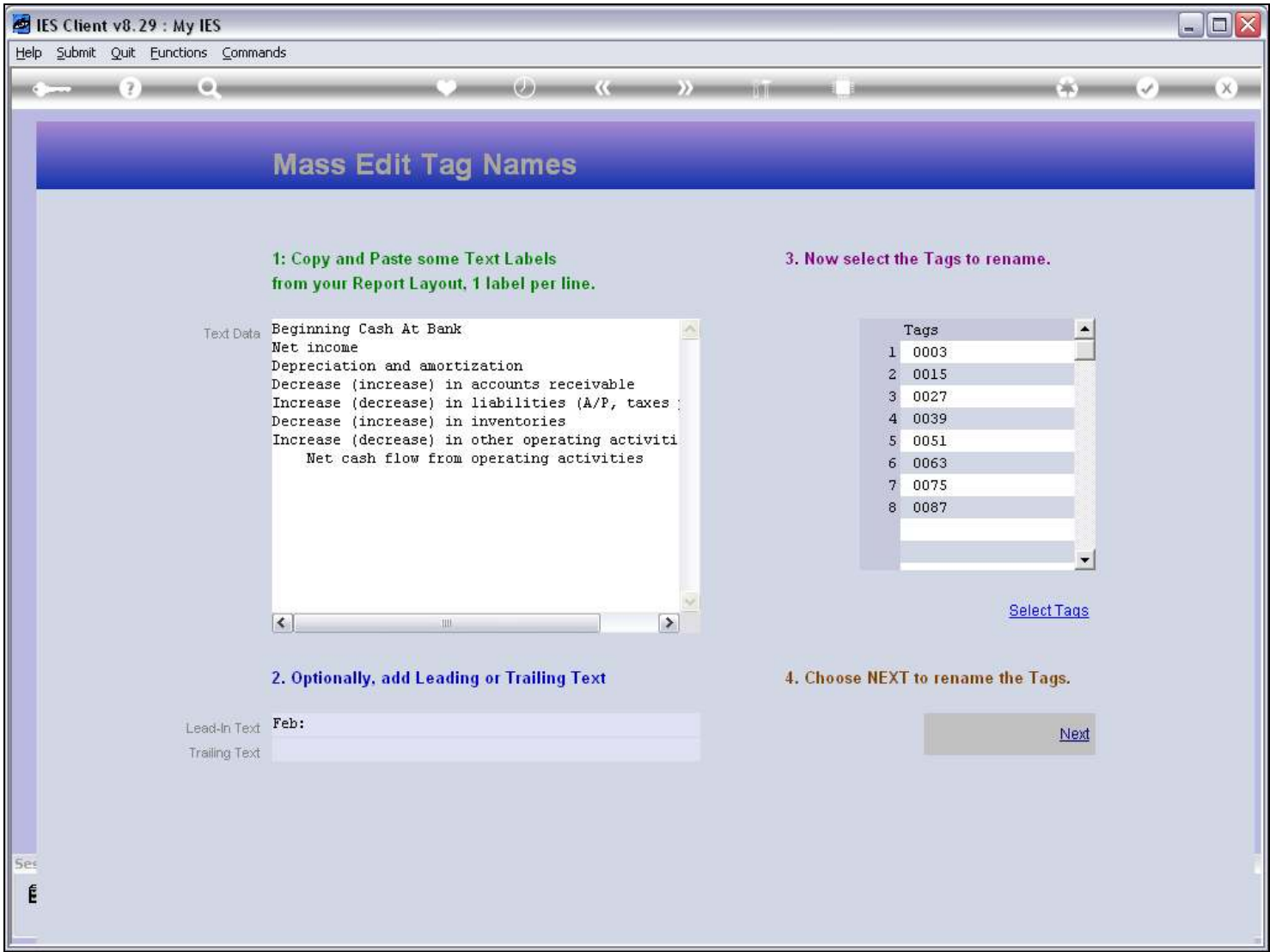
Next

Slide notes

Page 79 of 85

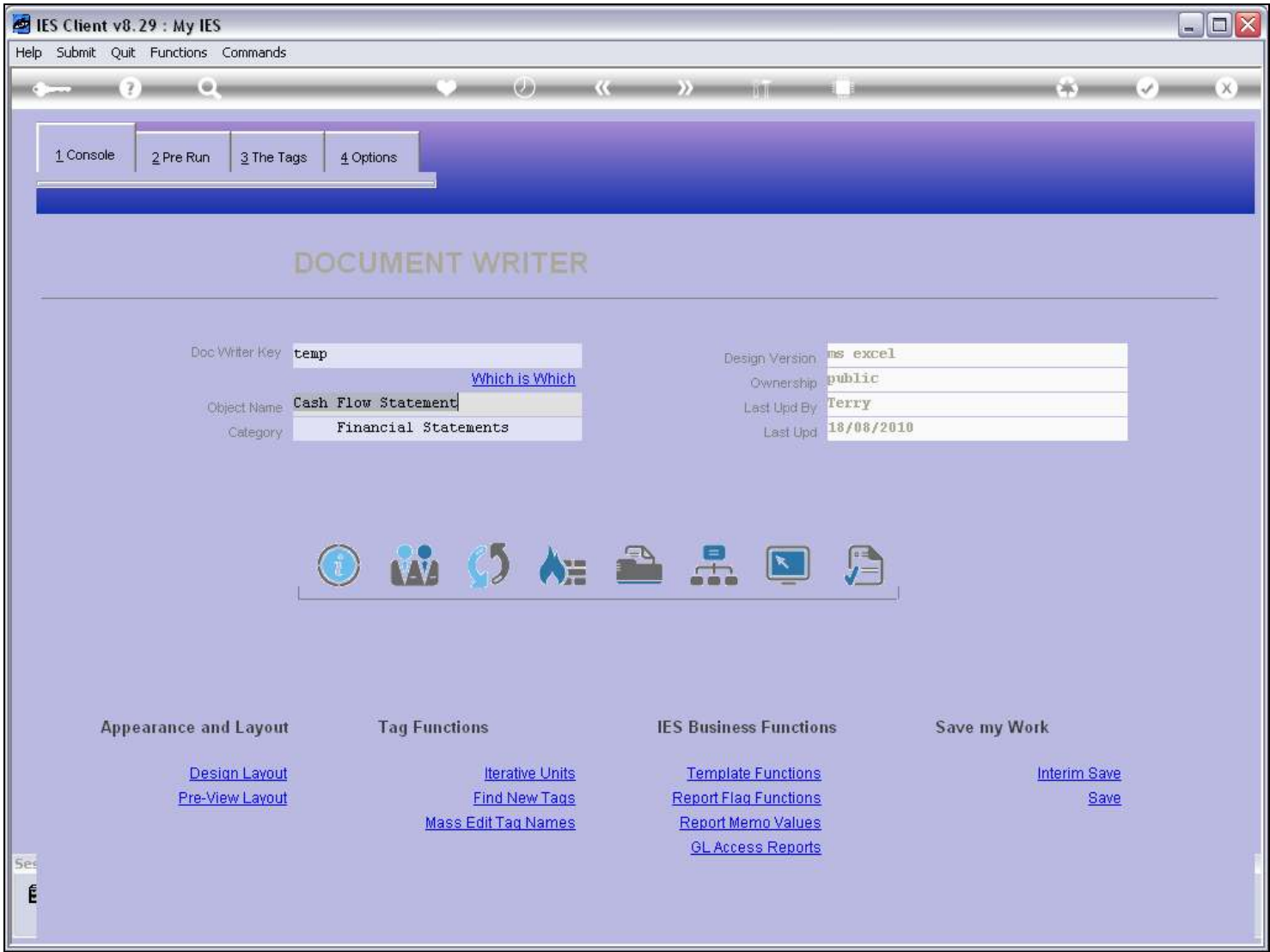


Slide 80 - Slide 80



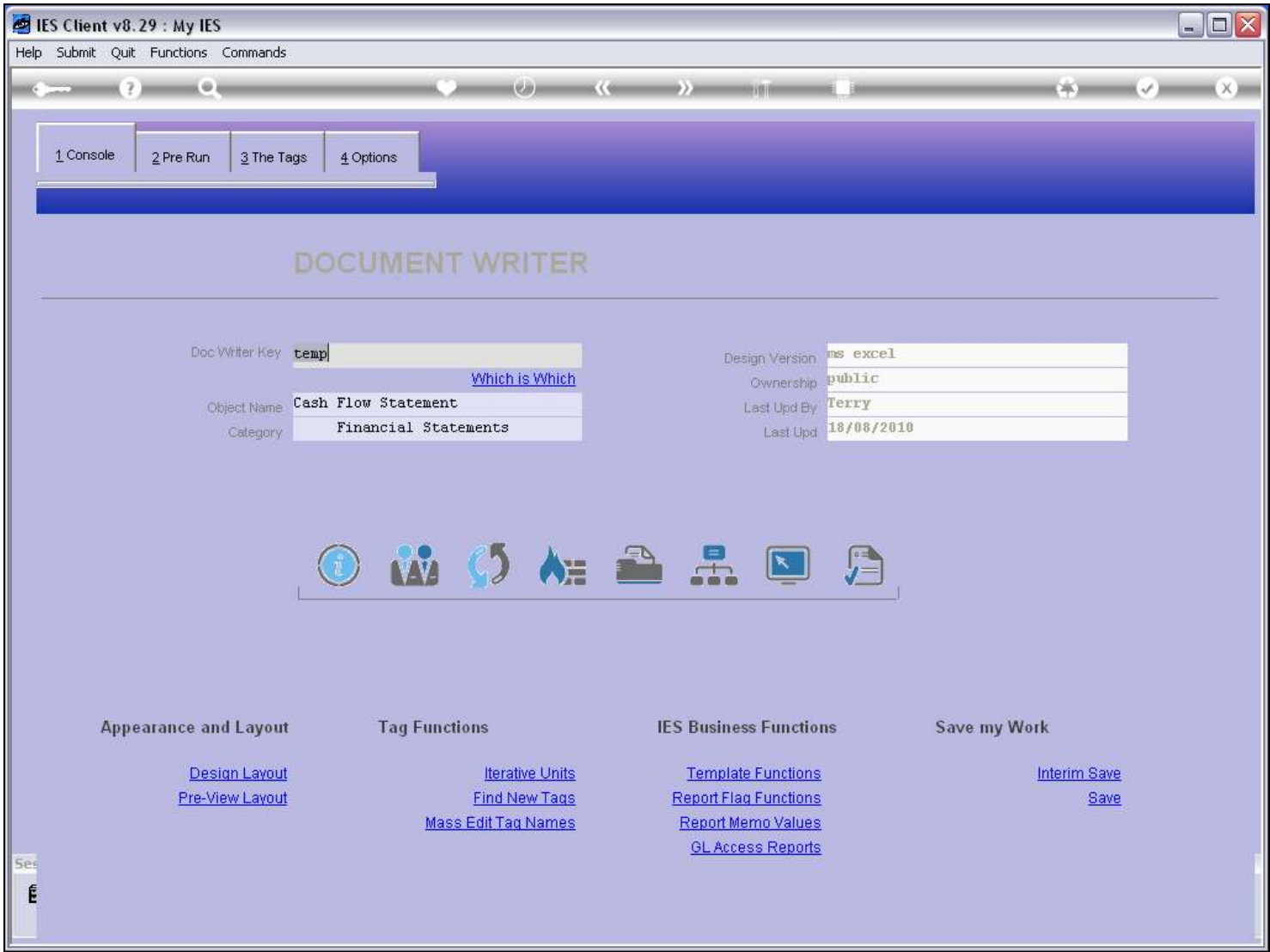
Slide notes

Slide 81 - Slide 81



Slide notes

Slide 82 - Slide 82



Slide notes

## Slide 83 - Slide 83

IES Client v8.29 : My IES

Help Submit Quit Functions Commands

Key ? Search Heart Clock Left Right Print Refresh Checkmark Close

1 Console

2 Pre Run

3 The Tags

4 Options

Tag Result Macros: -

>>>	Tags	Value	Names	Exec It
1	0001		0001	1
2	0002		Jan: Beginning Cash At Bank	2
3	0003		Feb: Beginning Cash At Bank	2
4	0014		Jan: Net income	1
5	0015		Feb: Net income	1
6	0026		Jan: Depreciation and amortization	1
7	0027		Feb: Depreciation and amortization	1
8	0038		Jan: Decrease (increase) in accounts r	1
9	0039		Feb: Decrease (increase) in accounts r	1
10	0050		Jan: Increase (decrease) in liabilitie	1
11	0051		Feb: Increase (decrease) in liabilitie	1
12	0062		Jan: Decrease (increase) in inventorie	1
13	0063		Feb: Decrease (increase) in inventorie	1
14	0074		Jan: Increase (decrease) in other oper	1
15	0075		Feb: Increase (decrease) in other oper	1
16	0086		Jan: Net cash flow from operating	1
17	0087		Feb: Net cash flow from operating	1

Ses E

Nex Pre Add Ins Ed Del

Where is that tag !

Select from Tag List

Search for Tag Number

Search for Tag Name

Current Tag Focus: -

Row	1
Tag #	0001
Name	0001

Open the Tag Macro

## Slide notes

When we look at our Tags now, they all have appropriate Names. So that is a somewhat easier method to Name a lot of Tags.

Slide 84 - Slide 84

IES Client v8.29 : My IES

Help Submit Quit Functions Commands

1 Console2 Pre Run3 The Tags4 Options

Tag Result Macros: -

>>> Tags	Value Names	Exec It
1 0001	0001	1
2 0002	Jan: Beginning Cash At Bank	2
3 0003	Feb: Beginning Cash At Bank	2
4 0014	Jan: Net income	1
5 0015	Feb: Net income	1
6 0026	Jan: Depreciation and amortization	1
7 0027	Feb: Depreciation and amortization	1
8 0038	Jan: Decrease (increase) in accounts r	1
9 0039	Feb: Decrease (increase) in accounts r	1
10 0050	Jan: Increase (decrease) in liabilitie	1
11 0051	Feb: Increase (decrease) in liabilitie	1
12 0062	Jan: Decrease (increase) in inventorie	1
13 0063	Feb: Decrease (increase) in inventorie	1
14 0074	Jan: Increase (decrease) in other oper	1
15 0075	Feb: Increase (decrease) in other oper	1
16 0086	Jan: Net cash flow from operating	1
17 0087	Feb: Net cash flow from operating	1

NexPreAddInsEdDel

Where is that tag !

[Select from Tag List](#)

[Search for Tag Number](#)

[Search for Tag Name](#)

Current Tag Focus: -

Row1

Tag #0001

Name0001

[Open the Tag Macro](#)

Slide notes

Slide 85 - Slide 85

IES Client v8.29 : My IES

Help Submit Quit Functions Commands

1 Console2 Pre Run3 The Tags4 Options

Tag Result Macros: -

>>> Tags	Value Names	Exec It
1 0001	0001	1
2 0002	Jan: Beginning Cash At Bank	2
3 0003	Feb: Beginning Cash At Bank	2
4 0014	Jan: Net income	1
5 0015	Feb: Net income	1
6 0026	Jan: Depreciation and amortization	1
7 0027	Feb: Depreciation and amortization	1
8 0038	Jan: Decrease (increase) in accounts r	1
9 0039	Feb: Decrease (increase) in accounts r	1
10 0050	Jan: Increase (decrease) in liabilitie	1
11 0051	Feb: Increase (decrease) in liabilitie	1
12 0062	Jan: Decrease (increase) in inventorie	1
13 0063	Feb: Decrease (increase) in inventorie	1
14 0074	Jan: Increase (decrease) in other oper	1
15 0075	Feb: Increase (decrease) in other oper	1
16 0086	Jan: Net cash flow from operating	1
17 0087	Feb: Net cash flow from operating	1

Search

E

NexPreAddInsEdDel

Where is that tag !

Select from Tag List

Search for Tag Number

Search for Tag Name

Current Tag Focus: -

Row1

Tag #0001

Name0001

Open the Tag Macro

Slide notes