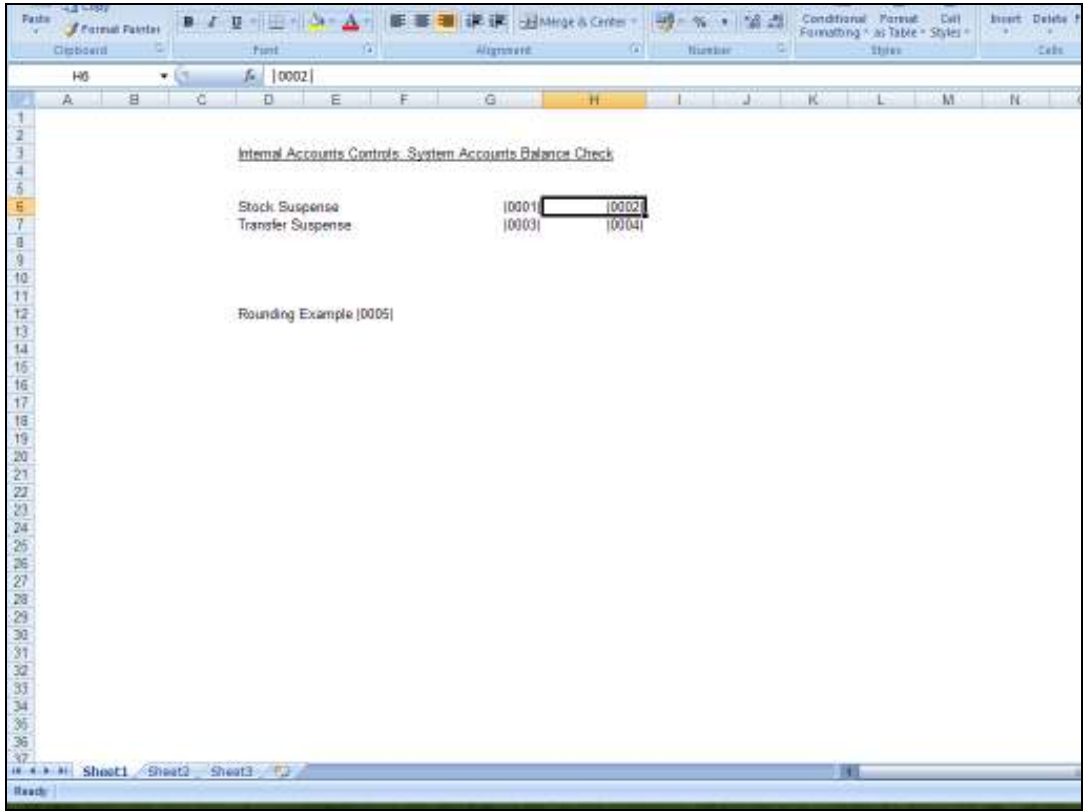
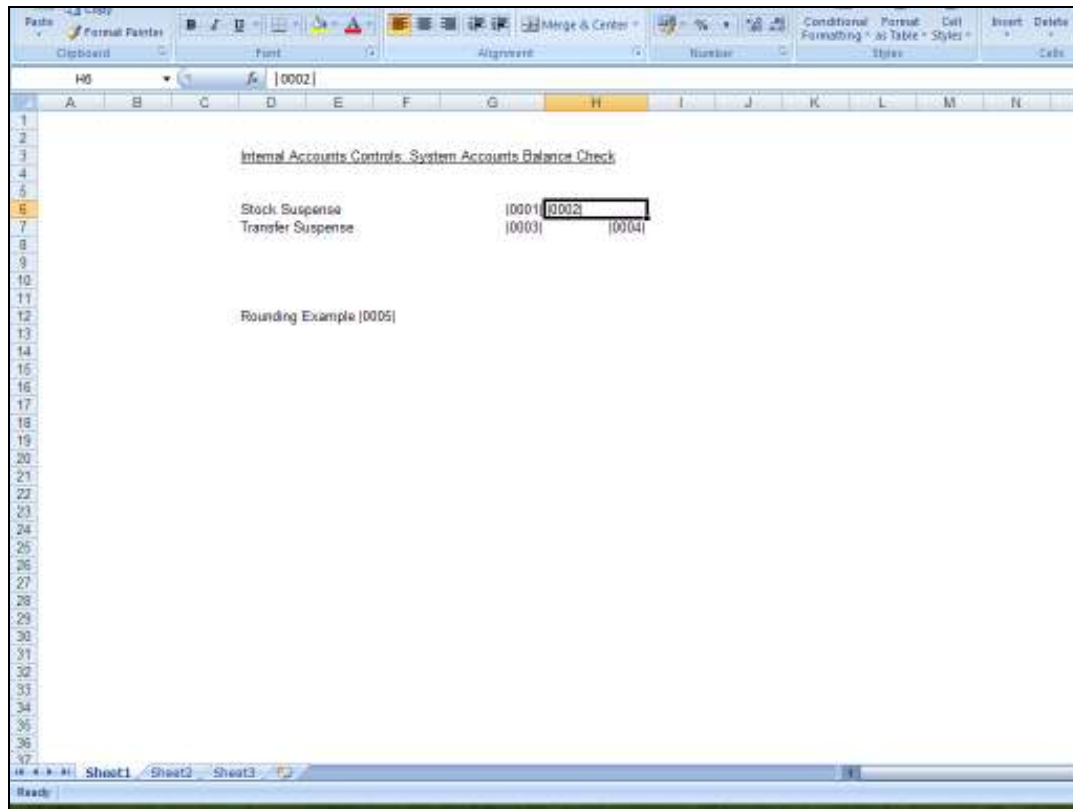


Slide 1

Slide notes: Alignment for Tag Results are set in 2 places. In the 1st instance, we choose alignment in the Layout.

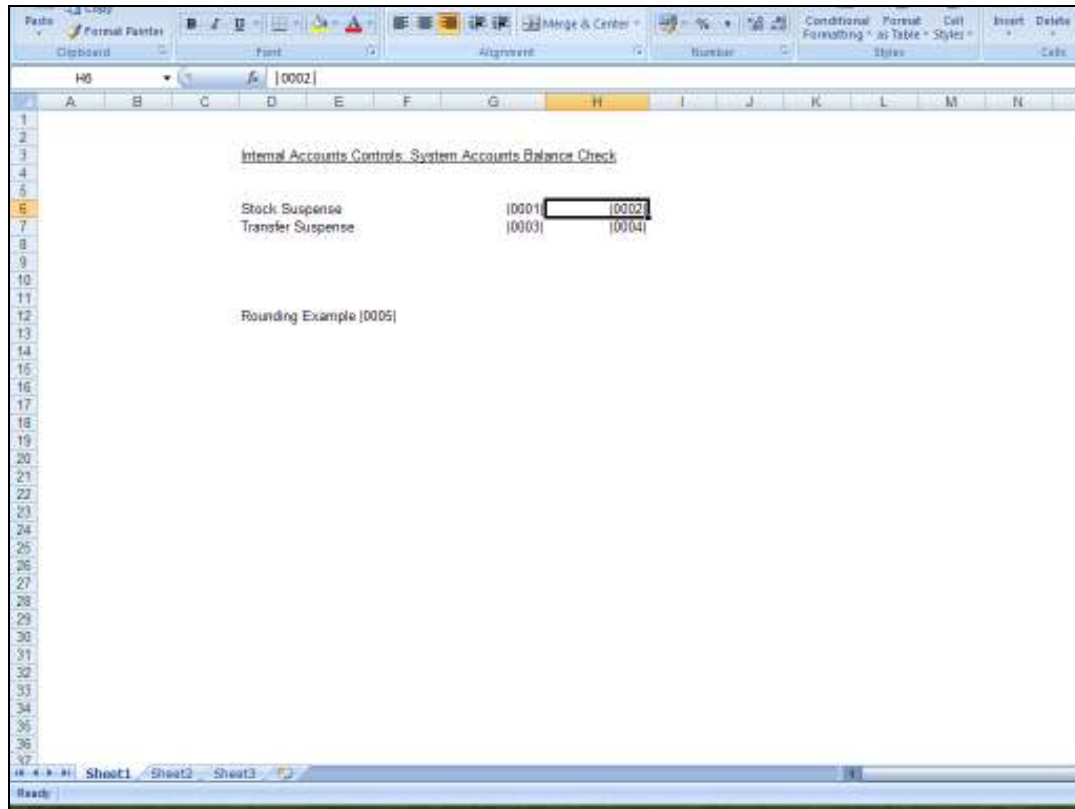


Slide 2
Slide notes:



Slide 3

Slide notes:



Slide 4

Slide notes: So we can select the alignment of the expected result by aligning the Tag.

IES Client v8.29: My IES

Help Submit Quit Functions Commands

TEMPLATE 002: GL Numeric - Single Rule

TAG # 0003

Name Transfer Suspense Current

Name #1 (Mandatory) 1: no operation

Name #2 (Optional) 1: no operation

Name Operation 1: no operation

Acct Selection Basis KEYS EMUNERATE SPECIFIC ACCOUNT NUMBER

Flag Value to Select 10000005

Sub Acct Lock

Tag Addressing relative

Period Mapping 2: tag maps to current year

Forex Exchange Rate 1: not used

Financial Scaling 1: no scaling

Rounding for Numbers 1: do not apply rounding

Display Mask 1: right justified

Alignment 21

Result Width normal

Bold? normal

Underline? normal

Sign Convent ? (+/-)

Tag Result always return a result

Operator *

Conditional Value

Copy Template

Remove Template

Reveal Lock

Save

Session Info: Terry is using IES

Devtool Application Wizard Tag Business Template BOFRIND-TAG-TEMPLATE1 2010/09/17 12:35:21

Slide 5

Slide notes: And at the Tag Template, we choose alignment as well. In this case, the system already knows which Templates will produce Numbers or Text or other Values, and defaults accordingly. Therefore, we usually do not have to make any change on the Template.

IES Client v8.29 : My IES

Help Submit Quit Functions Commands

TEMPLATE 002: GL Numeric - Single Rule

Tag # 0003

Name Transfer Suspense Current

Name #1 (Mandatory) Liabilities LEDGER Actual

Name #2 (Optional)

Names Operation 1: no operation

Acct Selection Basis KEY9 EMUNERATE SPECIFIC ACCOUNT NUMBER

Flag Value to Select 10000005

Sub Acct Lock

Tag Addressing relative

Period Mapping 2: tag maps to current year

Forex Exchange Rate 1: not used

Financial Scaling 1: no scaling

Rounding for Numbers 1: do not apply rounding

Display Mask m02,i

Alignment right justified

Result Width 21

Bold? normal

Underline? normal

☐ Sign Convent ? (+/-)

Tag Result always return a result

Operator *

Conditional Value

[Copy Template](#)

[Remove Template](#)

[Reset Lock](#)

[Save](#)

Session Info: Terry is using IES

Desktop Application Wizard Tag Business Template BOFRIND-TAG-TEMPLATE1 2010/09/17 12:35:23

Slide 6

Slide notes:

IES Client v8.29 : My IES

Help Submit Quit Functions Commands

TEMPLATE 002: GL Numeric - Single Rule

TAG # 0003

Name Transfer Suspense Current

Name #1 (Mandatory) Liabilities LEDGER Actual

Name #2 (Optional) Liabilities LEDGER Actual

Name Operation Liabilities LEDGER Actual

Acct Selection Basis KEYS EMUNERATE SPECIFIC ACCOUNT NUMBER

Flag Value to Select 10000000

Sub Acct Lock

Tag Addressing relative

Period Mapping 2: tag maps to current year

Forex Exchange Rate 1: not used

Financial Scaling 1: no scaling

Rounding for Numbers 1: do not apply rounding

Display Mask m02,i

Alignment R: Right Justified

Result Width 1: Left Justified

Bold? R: Right Justified

Underline? normal

Sign Convent? (+/-)

Tag Result always return a result

Operator =

Conditional Value

Copy Template

Remove Template

Reveal Link

Save

Session Info: Terry is using IES

Desktop Application Wizard Tag Business Template BOFRIND-TAG-TEMPLATE1 2010/09/17 12:35:25

Slide 7

Slide notes: Nonetheless, it is worth noting that when the space allowed for an expected result on the Layout turns out to be less than what is required, then the alignment has an impact on which side of the Value that gets chopped off. Depending on the Editor being used for the Layout, the cell sizes for Tag Results may be locked and the final HTML will then only allow Values of a certain size.

IES Client v8.29 : My IES

Help Submit Quit Functions Commands

TEMPLATE 002: GL Numeric - Single Rule

Tag # 0003

Name Transfer Suspense Current

Name #1 (Mandatory) Liabilities LEDGER Actual

Name #2 (Optional)

Names Operation 1: no operation

Acct Selection Basis KEY9 EMUNERATE SPECIFIC ACCOUNT NUMBER

Flag Value to Select 10000005

Sub Acct Lock

Tag Addressing relative

Period Mapping 2: tag maps to current year

Forex Exchange Rate 1: not used

Financial Scaling 1: no scaling

Rounding for Numbers 1: do not apply rounding

Display Mask m02,i

Alignment R: Right Justified

Result Width 21

Bold? normal

Underline? normal

☐ Sign Convert (+/-)

Tag Result always return a result

Operator *

Conditional Value

[Copy Template](#)

[Remove Template](#)

[Reset Lock](#)

[Save](#)

Session Info: Terry is using IES

Desktop Application Wizard Tag Business Template BOFRIND-TAG-TEMPLATE1 2010/09/17 12:35:27

Slide 8

Slide notes: