

Slide 1

Slide notes: When we process Man, Machine, KPI and Workshop journals, we only capture the Allocation account for each entry. We still need a Recovery Account, or a Contra Account in the case of KPI's. The system will look up these Accounts automatically from the Physicals set up.

IES Web Client 8.6.3 © INFOLAB 1994-2014, All Rights Reserved.

Physicals Recovery Accounts - Man

Recovery Cost Centre

[Save](#)
[Quit](#)

	Department	Recovery Account
1	101 Block 101	102-01-009 Physicals Recoveries

TUESDAY 17 JUNE 2014 1:35 PM

Log Off

Slide 2

Slide notes: For Man Journals, we can list 1 Recovery Account per Department to use, or we can use the easier method to just specify the Cost Centre where the system can find it.

IES Web Client 8.6.3 © INFOLAB 1994-2014, All Rights Reserved.

Physicals Recovery Accounts - Man

Recovery Cost Centre 009 Man Recoveries

Save
Quit

Department	Recovery Account
1:101 Block 101	102-01-009 Physicals Recoveries

Next Prev Add Ins Ed Del

TUESDAY 17 JUNE 2014 1:35 PM

Log Off

Slide 3

Slide notes: In this example, the system will know that if it does not find the Allocation Department on the list, then it must just retrieve the Account in that Department where the Cost Center is 009, and that will be the Account to use for Recoveries.

IES Web Client 8.6.3 © INFOLAB 1994-2014, All Rights Reserved.

Physicals Recovery Accounts - Man

Recovery Cost Centre

[Save](#)
[Quit](#)

Department	Recovery Account
1:101 Block 101	102-01-009 Physicals Recoveries

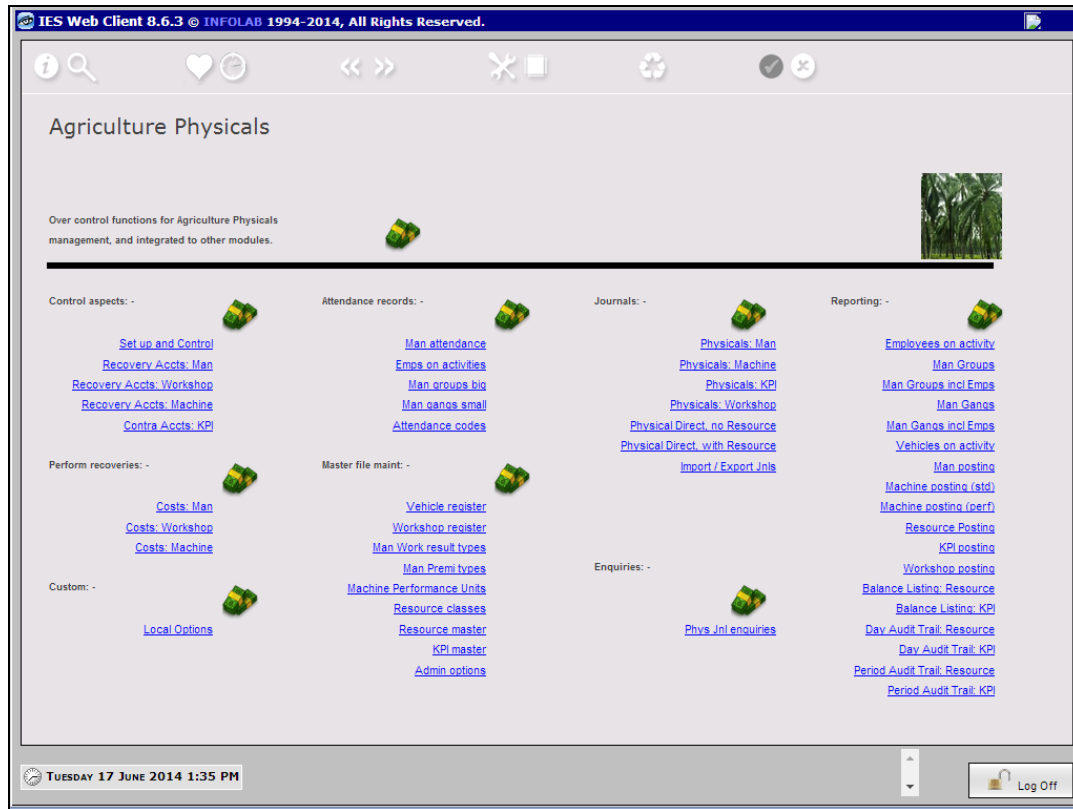
Next Prev Add Ins Ed Del

TUESDAY 17 JUNE 2014 1:35 PM

Log Off

Slide 4

Slide notes:



Slide 5

Slide notes:

IES Web Client 8.6.3 © INFOLAB 1994-2014, All Rights Reserved.

Physicals Recovery Accounts - Workshop

Cost Basis: Accrual

[Save](#)
[Quit](#)

	Workshop	Recovery Account
1	103 Workshop 103	103-02-101-00 Recoveries: Workshop

TUESDAY 17 JUNE 2014 1:35 PM

[Log Off](#)

Slide 6

Slide notes: For Workshop, we must choose Actual or Accrual as a basis for Cost Recoveries.

IES Web Client 8.6.3 © INFOLAB 1994-2014, All Rights Reserved.

Physicals Recovery Accounts - Workshop

Cost Basis: Accrual Actual Actual

[Save](#)
[Quit](#)

	Workshop	Recovery Account
1	103 Workshop 103	103-02-101-00 Recoveries: Workshop

TUESDAY 17 JUNE 2014 1:35 PM

[Log Off](#)

Slide 7

Slide notes:

IES Web Client 8.6.3 © INFOLAB 1994-2014, All Rights Reserved.

Physicals Recovery Accounts - Workshop

Cost Basis: Accrual

[Save](#)
[Quit](#)

	Workshop	Recovery Account
1	103 Workshop 103	103-02-101-00 Recoveries: Workshop

TUESDAY 17 JUNE 2014 1:35 PM

Log Off

Slide 8

Slide notes:

IES Web Client 8.6.3 © INFOLAB 1994-2014, All Rights Reserved.

Physicals Recovery Accounts - Workshop

Cost Basis: Accrual

[Save](#)
[Quit](#)

	Workshop	Recovery Account
1	103 Workshop 103	103-02-101-00 Recoveries: Workshop

TUESDAY 17 JUNE 2014 1:35 PM

Log Off

Slide 9

Slide notes: At the Workshop list, we need to specify the Recovery Account to use with each Workshop.

IES Web Client 8.6.3 © INFOLAB 1994-2014, All Rights Reserved.

Physicals Recovery Accounts - Workshop

Cost Basis: Accrual

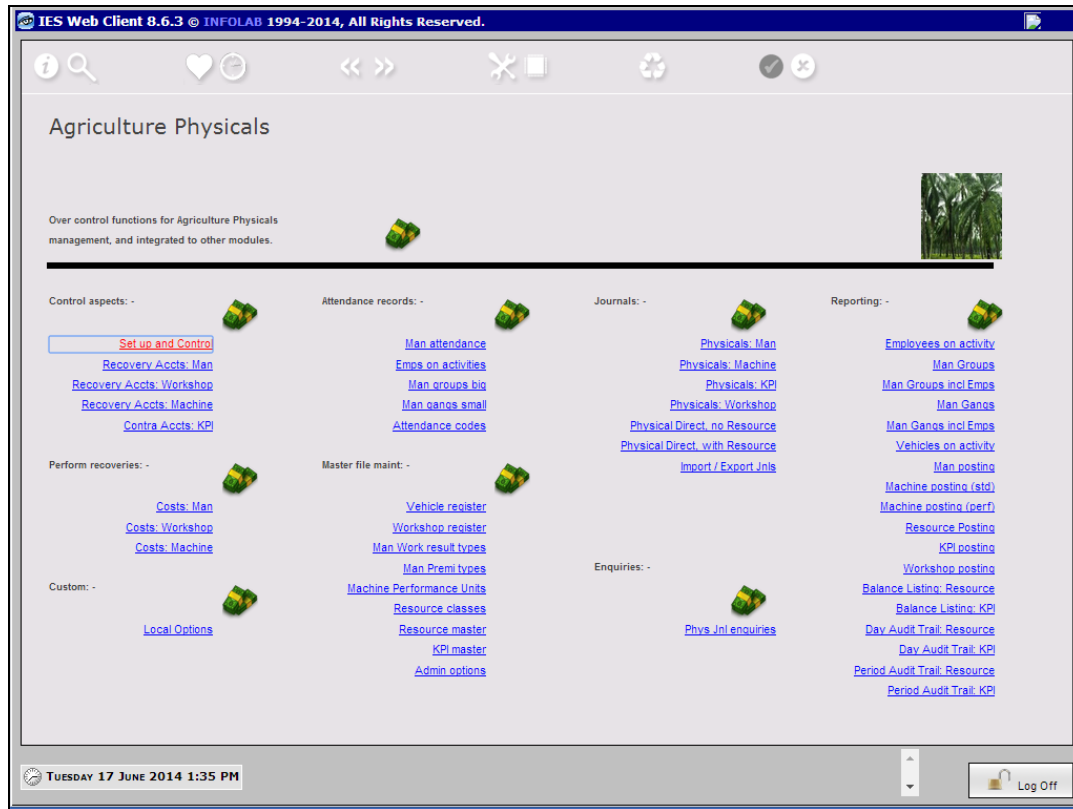
[Save](#)
[Quit](#)

Workshop	Recovery Account
1:103 Workshop 103	103-02-101-00 Recoveries: Workshop

TUESDAY 17 JUNE 2014 1:35 PM

Log Off

Slide 10
Slide notes:



Slide 11

Slide notes:

IES Web Client 8.6.3 © INFOLAB 1994-2014, All Rights Reserved.

Physicals Recovery Accounts - Machine

[Save](#)
[Quit](#)

Recovery Account Method: **1: Dept where Performed**
Cost Basis: **Accrual**
Recovery Cost Centre: **010 Machine Recoveries**

	Department	Recovery Account
1	101 Block 101	102-01-009 Physicals Recoveries

TUESDAY 17 JUNE 2014 1:35 PM

[Log Off](#)

Slide 12

Slide notes: For Machines, we have the option to derive the Recovery Account either from the Department list or from the Job where the Cost Type being used on the line has an auto Credit Account indicated.

IES Web Client 8.6.3 © INFOLAB 1994-2014, All Rights Reserved.

Physicals Recovery Accounts - Machine

[Save](#)
[Quit](#)

Recovery Account Method: 1: Dept where Performed
Cost Basis: 1: Dept where Performed
2: Job and Cost Type
Recovery Cost Centre: 010 Machine Recoveries

	Department	Recovery Account
1	101 Block 101	102-01-009 Physicals Recoveries

TUESDAY 17 JUNE 2014 1:35 PM

Log Off

Slide 13
Slide notes:

IES Web Client 8.6.3 © INFOLAB 1994-2014, All Rights Reserved.

Physicals Recovery Accounts - Machine

[Save](#)
[Quit](#)

Recovery Account Method: **1: Dept where Performed**
Cost Basis: **Accrual**
Recovery Cost Centre: **010 Machine Recoveries**

	Department	Recovery Account
1	101 Block 101	102-01-009 Physicals Recoveries

TUESDAY 17 JUNE 2014 1:35 PM

[Log Off](#)

Slide 14
Slide notes:

IES Web Client 8.6.3 © INFOLAB 1994-2014, All Rights Reserved.

Physicals Recovery Accounts - Machine

[Save](#)
[Quit](#)

Recovery Account Method: 1: Dept where Performed
Cost Basis: Accrual
Recovery Cost Centre: 010 Machine Recoveries

	Department	Recovery Account
1	101 Block 101	102-01-009 Physicals Recoveries

TUESDAY 17 JUNE 2014 1:35 PM

Log Off

Slide 15
Slide notes:

IES Web Client 8.6.3 © INFOLAB 1994-2014, All Rights Reserved.

Physicals Recovery Accounts - Machine

[Save](#)
[Quit](#)

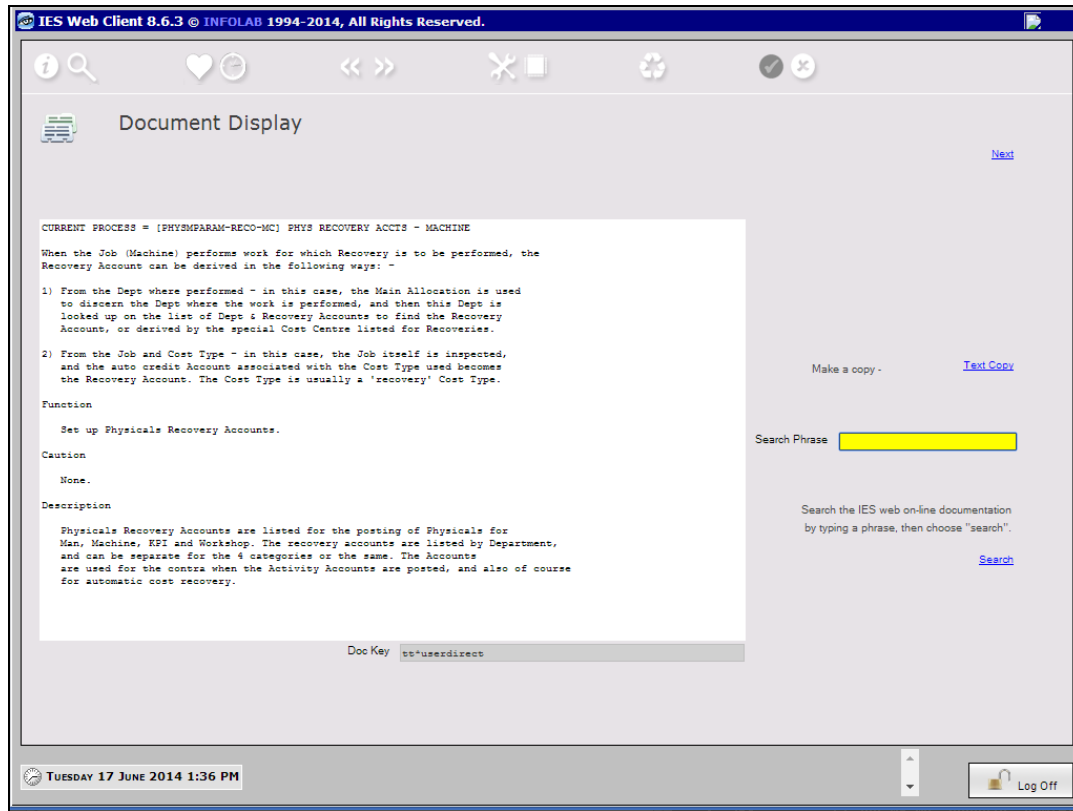
Recovery Account Method: 1: Dept where Performed
Cost Basis: Accrual
Recovery Cost Centre: 010 Machine Recoveries

	Department	Recovery Account
1	101 Block 101	102-01-009 Physicals Recoveries

TUESDAY 17 JUNE 2014 1:35 PM

Log Off

Slide 16
Slide notes:



Slide 17
Slide notes:

IES Web Client 8.6.3 © INFOLAB 1994-2014, All Rights Reserved.

Physicals Recovery Accounts - Machine

[Save](#)
[Quit](#)

Recovery Account Method: **1: Dept where Performed**
Cost Basis: **Accrual**
Recovery Cost Centre: **010 Machine Recoveries**

	Department	Recovery Account
1	101 Block 101	102-01-009 Physicals Recoveries

TUESDAY 17 JUNE 2014 1:36 PM [Log Off](#)

Slide 18

Slide notes: For the Cost Recovery basis, we will choose between Actual and Accrual.

IES Web Client 8.6.3 © INFOLAB 1994-2014, All Rights Reserved.

Physicals Recovery Accounts - Machine

[Save](#)
[Quit](#)

Recovery Account Method: 1: Dept where Performed
Cost Basis: Accrual
Recovery Cost Centre: Accrual

	Department	Recovery Account
1	101 Block 101	102-01-009 Physicals Recoveries

TUESDAY 17 JUNE 2014 1:36 PM

Log Off

Slide 19
Slide notes:

IES Web Client 8.6.3 © INFOLAB 1994-2014, All Rights Reserved.

Physicals Recovery Accounts - Machine

[Save](#)
[Quit](#)

Recovery Account Method: **1: Dept where Performed**
Cost Basis: **Accrual**

Recovery Cost Centre: 010 Machine Recoveries

	Department	Recovery Account
1	101 Block 101	102-01-009 Physicals Recoveries

TUESDAY 17 JUNE 2014 1:36 PM

Log Off

Slide 20
Slide notes:

IES Web Client 8.6.3 © INFOLAB 1994-2014, All Rights Reserved.

Physicals Recovery Accounts - Machine

[Save](#)
[Quit](#)

Recovery Account Method: 1: Dept where Performed
Cost Basis: Accrual

Recovery Cost Centre: 010 Machine Recoveries

	Department	Recovery Account
1	101 Block 101	102-01-009 Physicals Recoveries

TUESDAY 17 JUNE 2014 1:36 PM

Log Off

Slide 21
Slide notes:

IES Web Client 8.6.3 © INFOLAB 1994-2014, All Rights Reserved.

Physicals Recovery Accounts - Machine

[Save](#)
[Quit](#)

Recovery Account Method: **1: Dept where Performed**
Cost Basis: **Accrual**
Recovery Cost Centre: **010**

	Department	Recovery Account
1	101 Block 101	102-01-009 Physicals Recoveries

TUESDAY 17 JUNE 2014 1:36 PM [Log Off](#)

Slide 22
Slide notes:

IES Web Client 8.6.3 © INFOLAB 1994-2014, All Rights Reserved.

Physicals Recovery Accounts - Machine

[Save](#)
[Quit](#)

Recovery Account Method: **1: Dept where Performed**
Cost Basis: **Accrual**
Recovery Cost Centre: **010 Machine Recoveries**

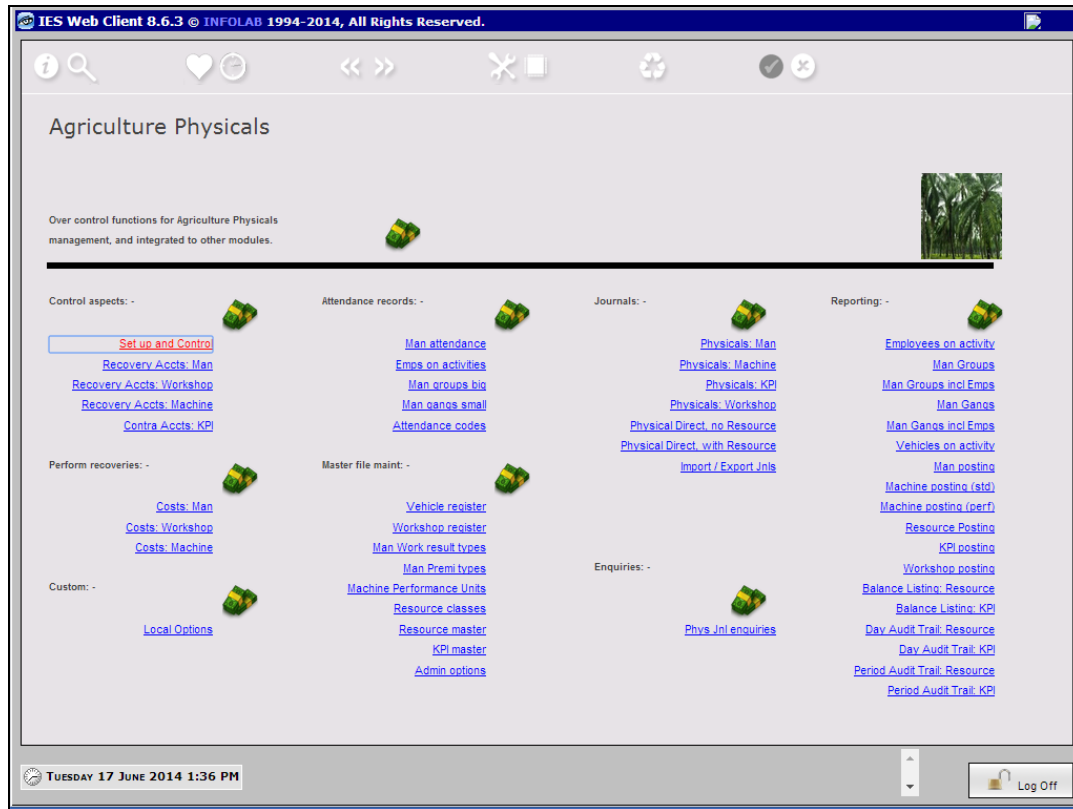
Department	Recovery Account
1:101 Block 101	102-01-009 Physicals Recoveries

TUESDAY 17 JUNE 2014 1:36 PM

Log Off

Slide 23

Slide notes: And, as for the Man Journals, we can list Recovery Accounts by Department, or we can tell the system to find the Recovery Account based on the indicated Cost Center.



Slide 24

Slide notes:

IES Web Client 8.6.3 © INFOLAB 1994-2014, All Rights Reserved.

Physicals Contra Accounts - KPI

Save
Quit

Contra Cost Centre 010

	Department	Contra Account
1	102 Block 102	102-01-009 Physicals Recoveries
2	101 Block 101	102-01-009 Physicals Recoveries

TUESDAY 17 JUNE 2014 1:36 PM

Log Off

Slide 25

Slide notes: For KPI processing, we may also list the Contra Account by Department, or indicate the Cost Center where the Account may be derived from in each Department.

IES Web Client 8.6.3 © INFOLAB 1994-2014, All Rights Reserved.

Physicals Contra Accounts - KPI

Contra Cost Centre: 012 KPI Contra

[Save](#)
[Quit](#)

	Department	Contra Account
1	102 Block 102	102-01-009 Physicals Recoveries
2	101 Block 101	102-01-009 Physicals Recoveries

TUESDAY 17 JUNE 2014 1:36 PM

Log Off

Slide 26
Slide notes:

IES Web Client 8.6.3 © INFOLAB 1994-2014, All Rights Reserved.

Physicals Contra Accounts - KPI

Contra Cost Centre: 012

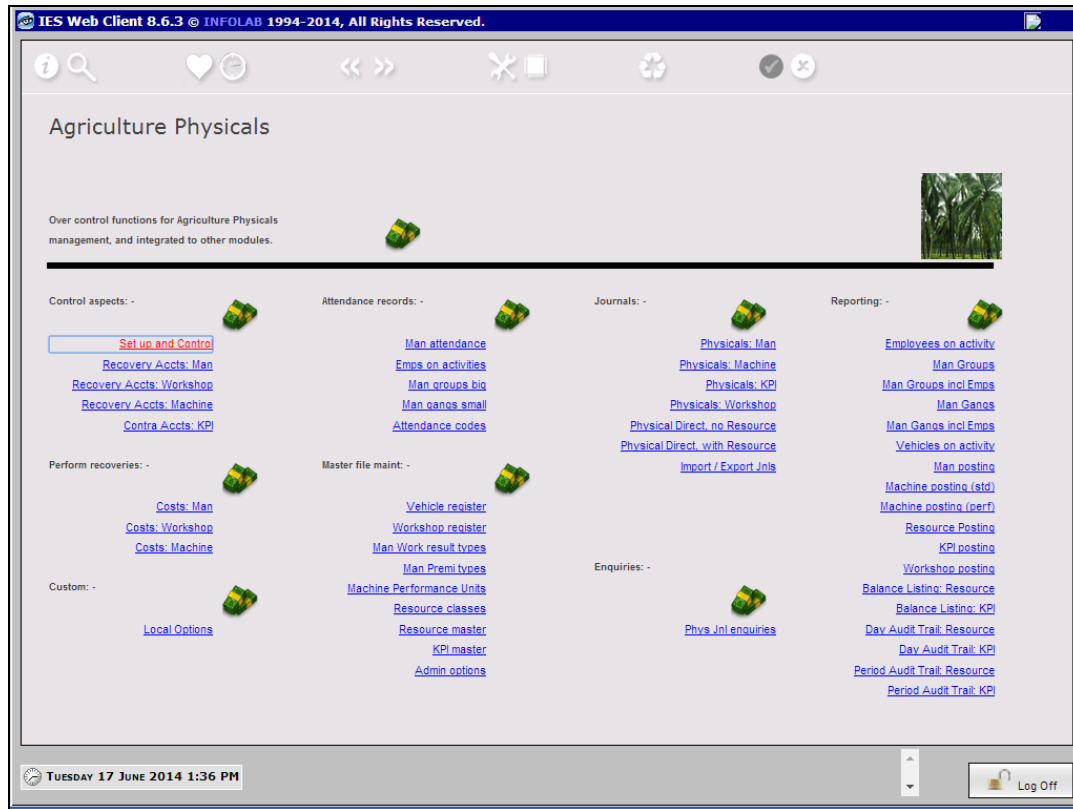
Save
Quit

	Department	Contra Account
1	102 Block 102	102-01-009 Physicals Recoveries
2	101 Block 101	102-01-009 Physicals Recoveries

TUESDAY 17 JUNE 2014 1:36 PM

Log Off

Slide 27
Slide notes:



Slide 28

Slide notes: