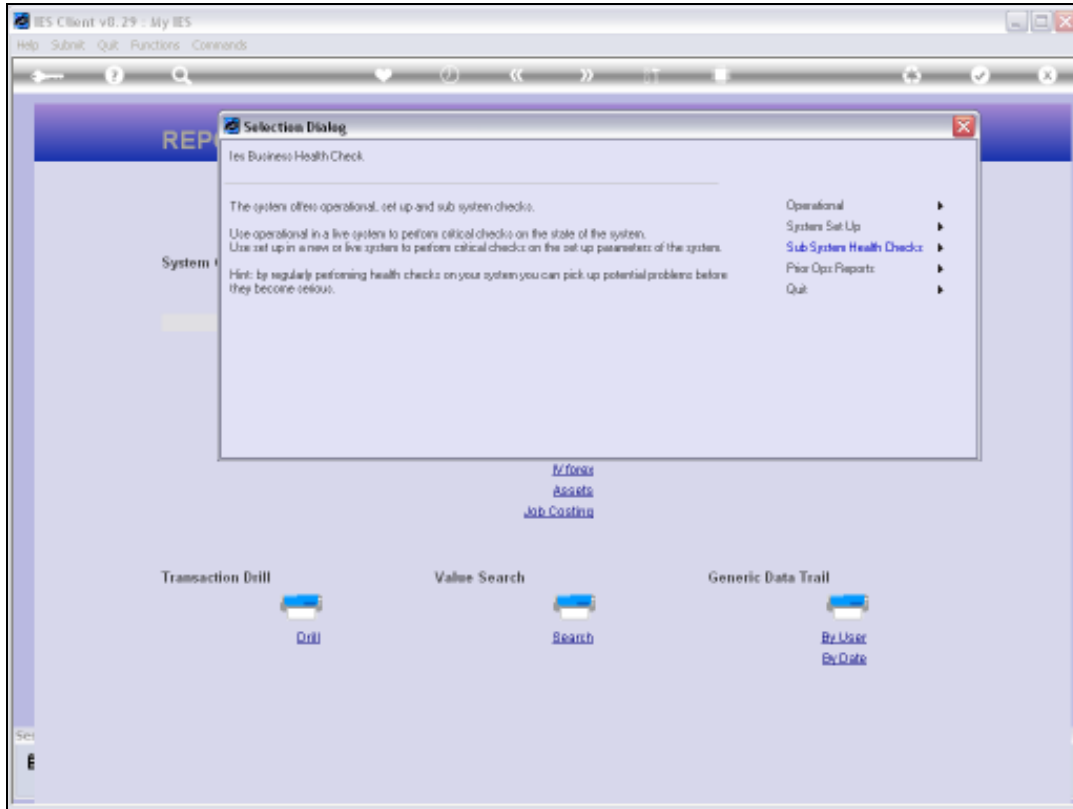


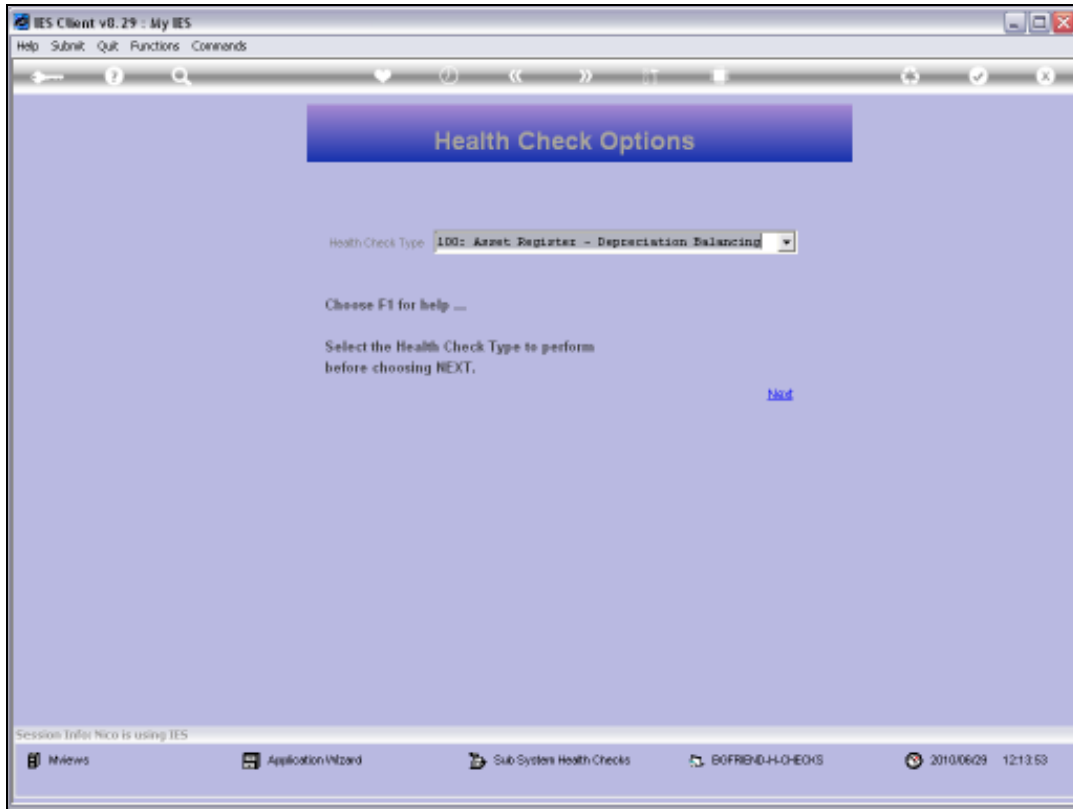


Slide 1

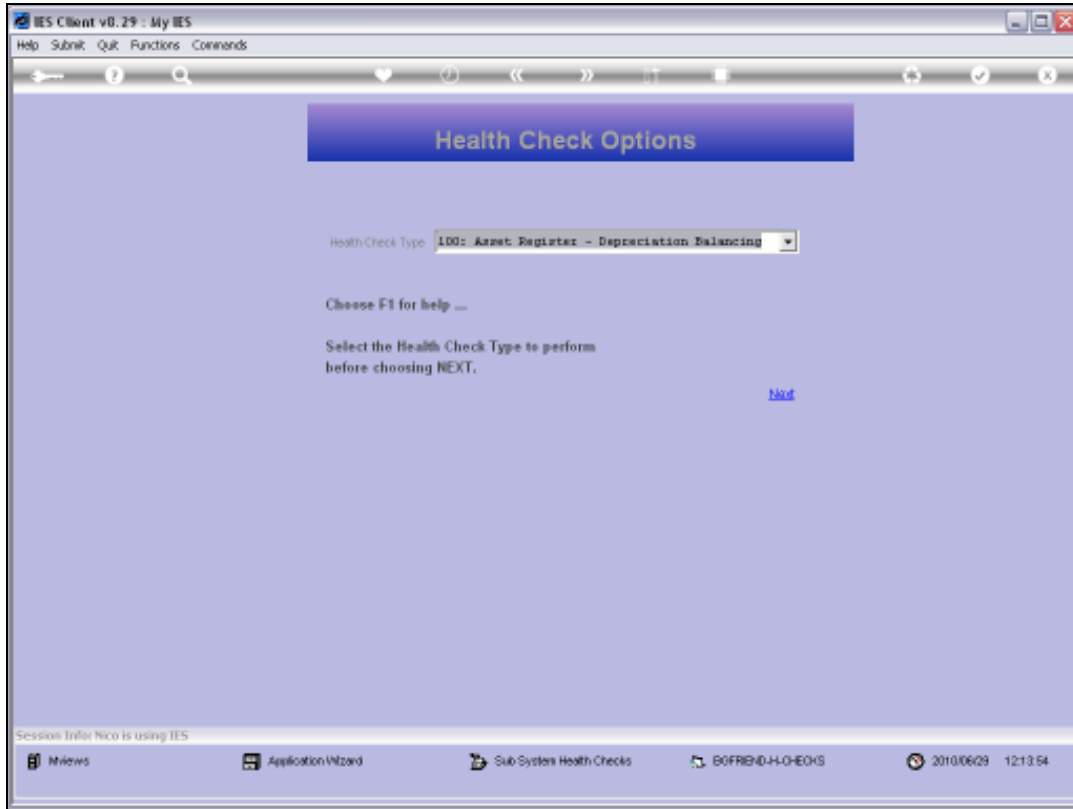
Slide notes: We will now see how we can use the Health Check sub system checks to verify Depreciation balancing within the Fixed Asset sub ledger.



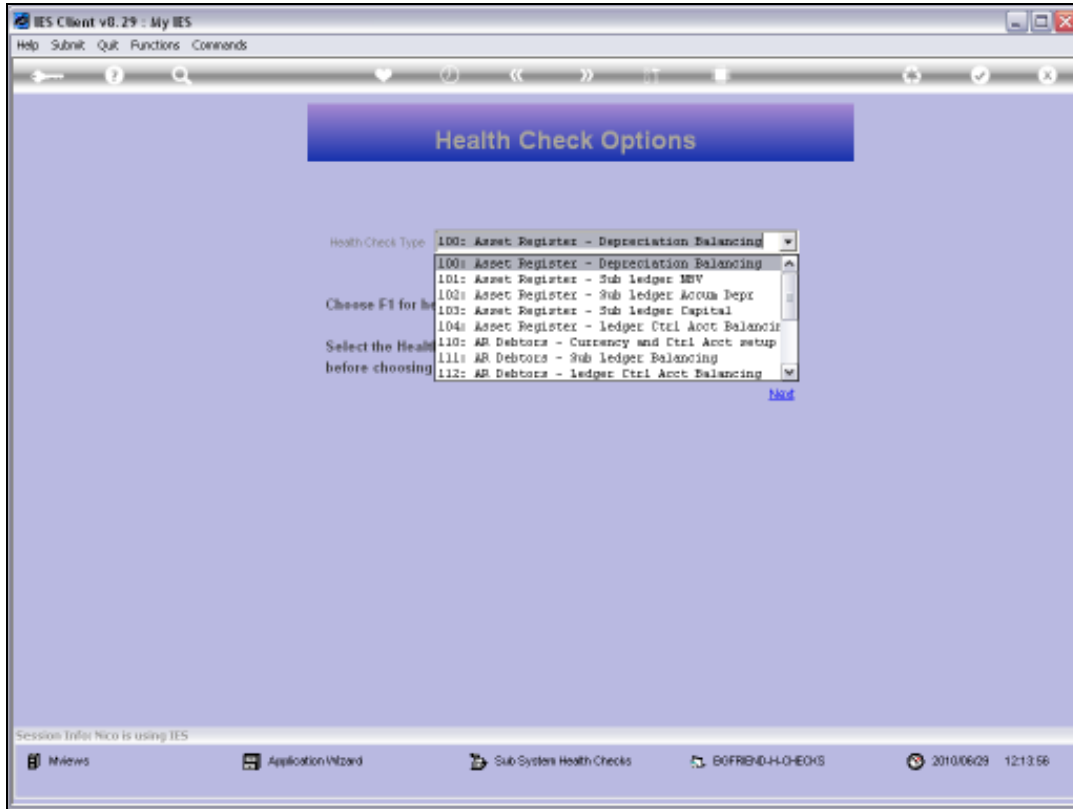
Slide 2
Slide notes:



Slide 3
Slide notes:

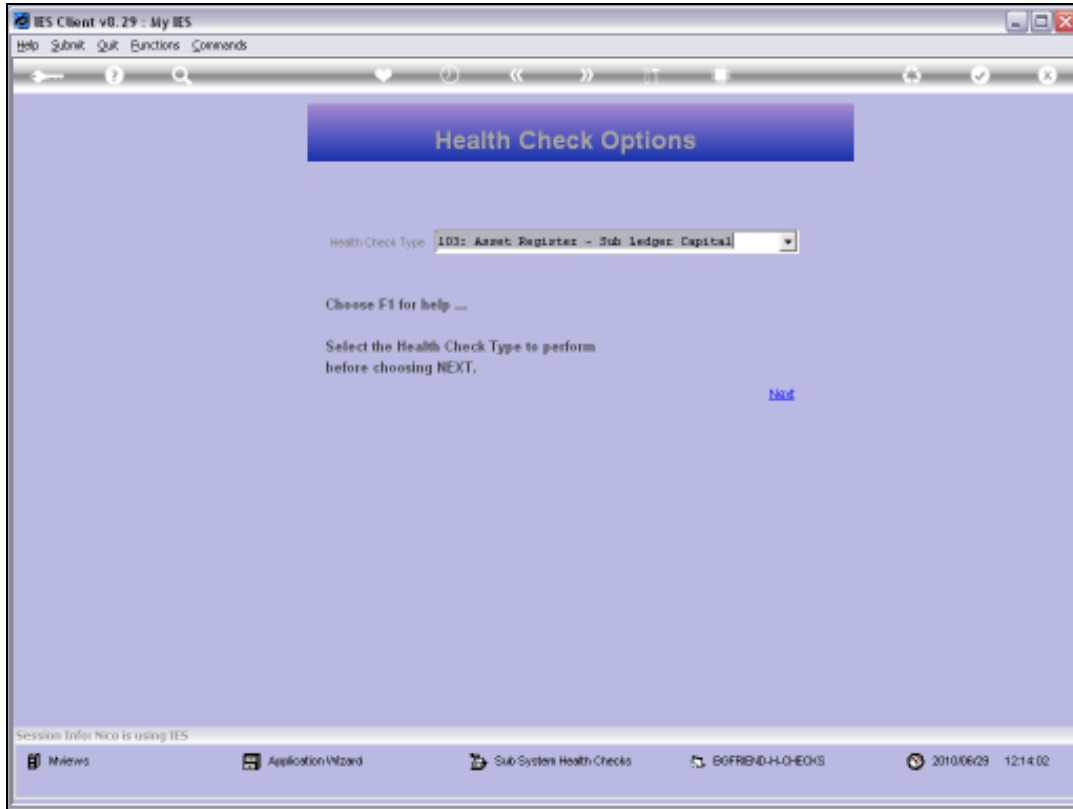


Slide 4
Slide notes:

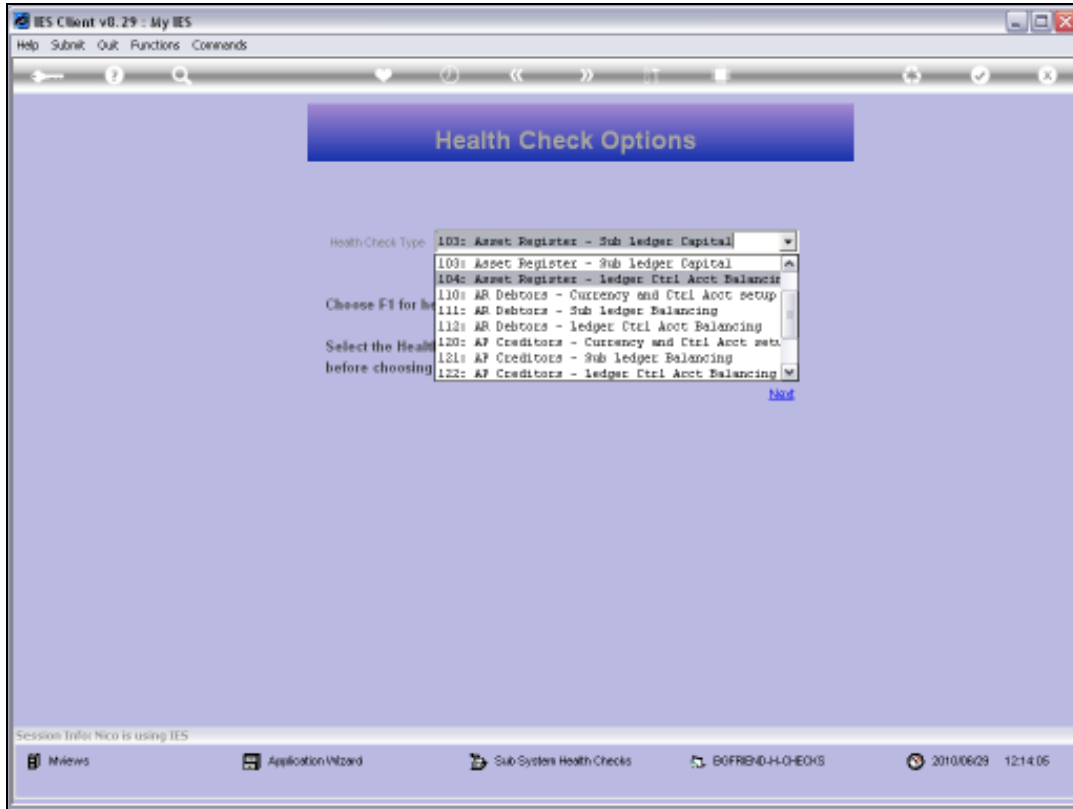


Slide 5

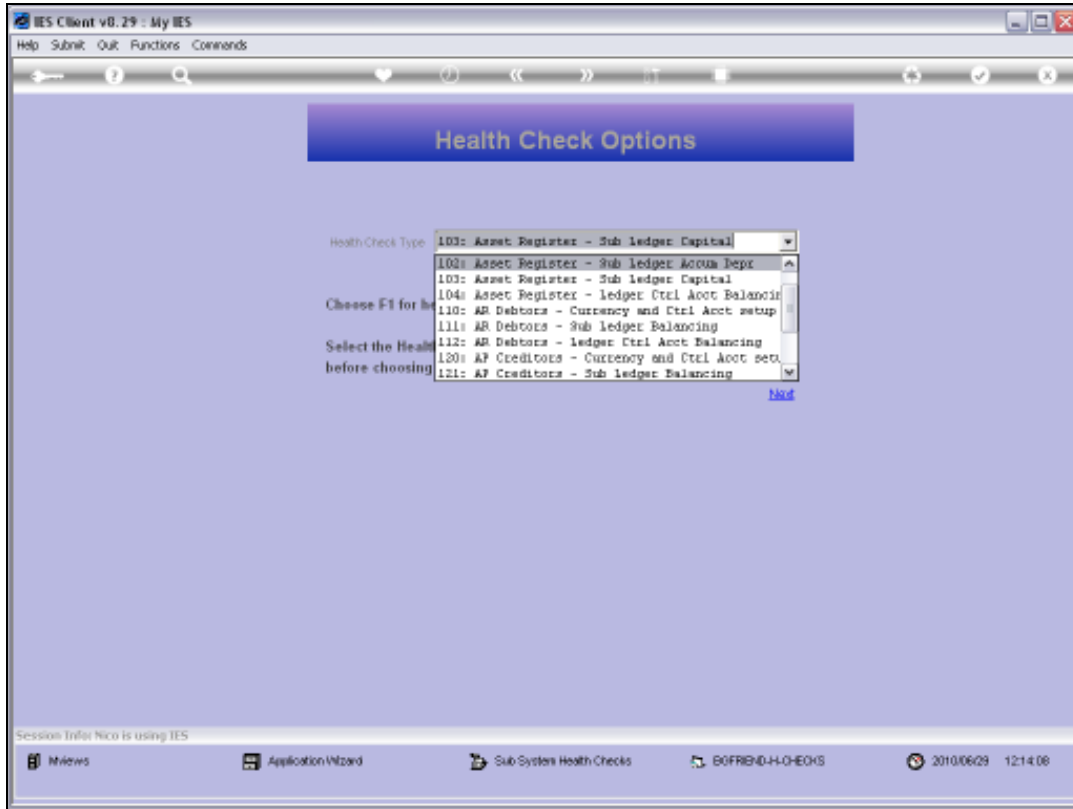
Slide notes: For this test, we will perform checks 101, 102 and 103, and then use all 3 Reports to verify the Depreciation Balancing.



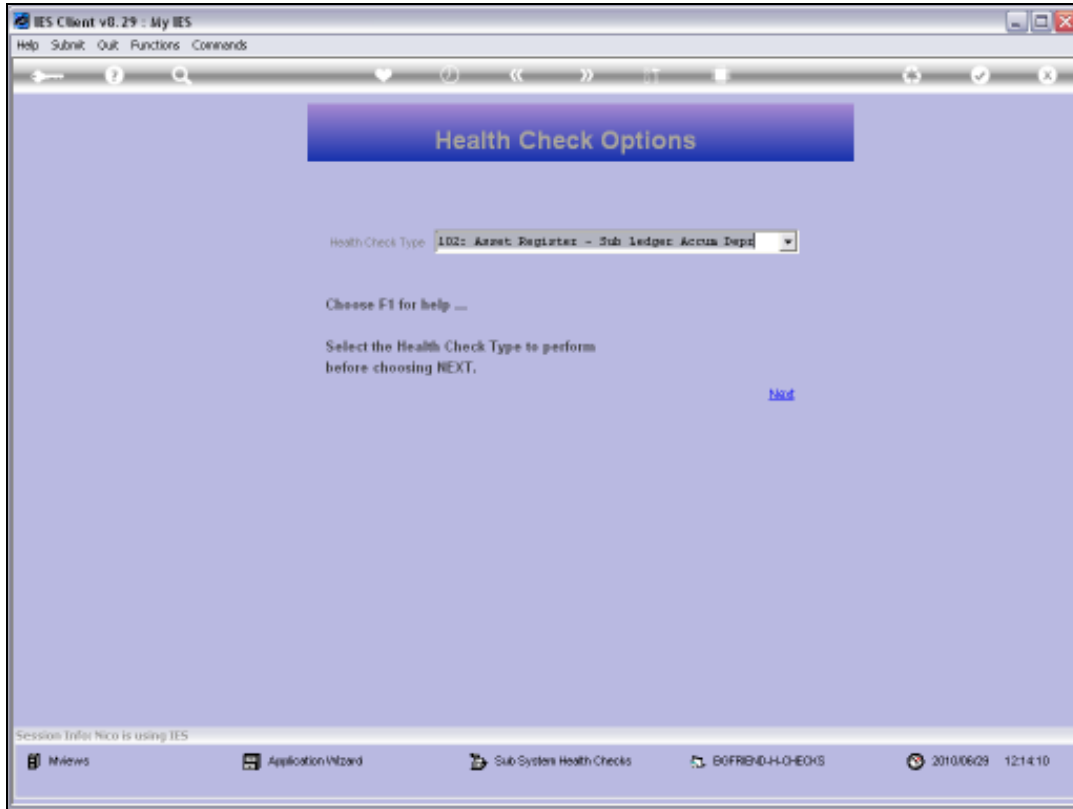
Slide 6
Slide notes:



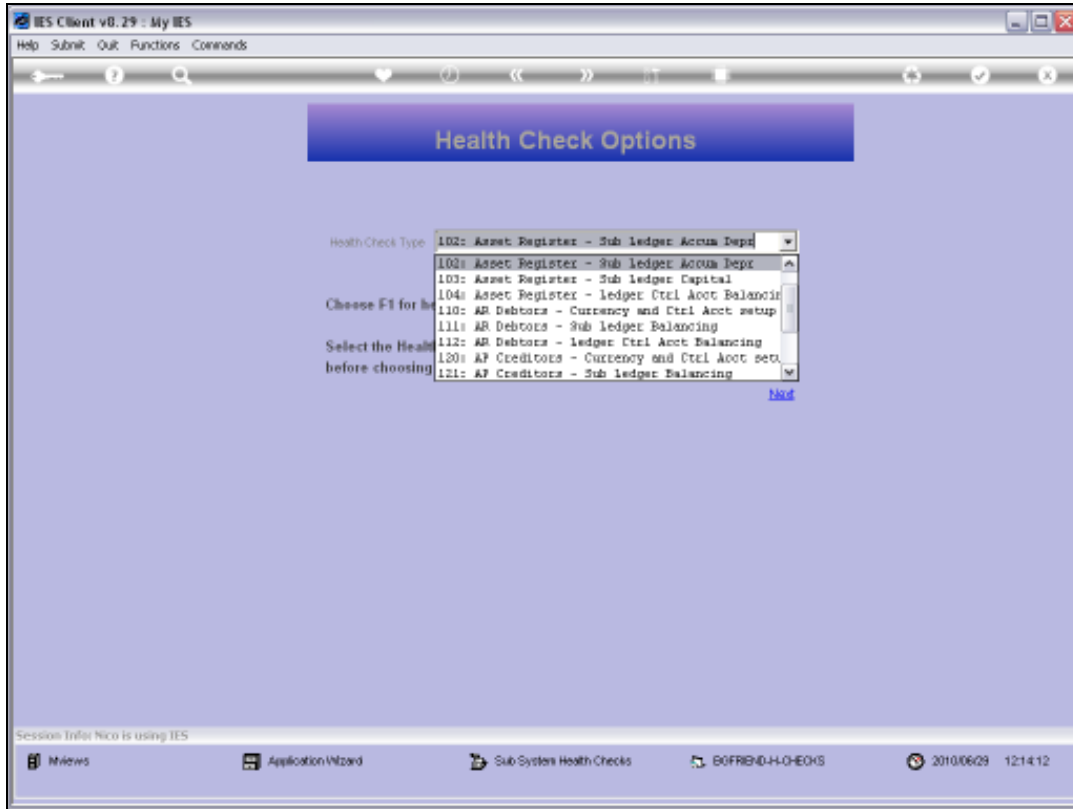
Slide 7
Slide notes:



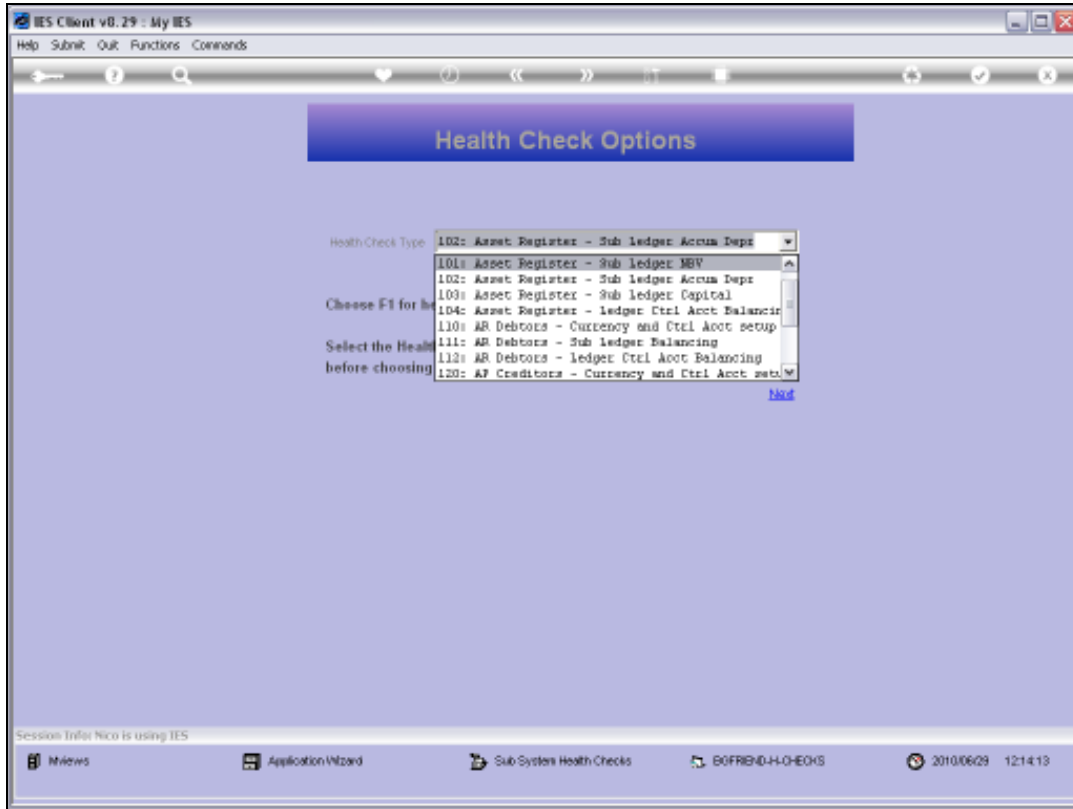
Slide 8
Slide notes:



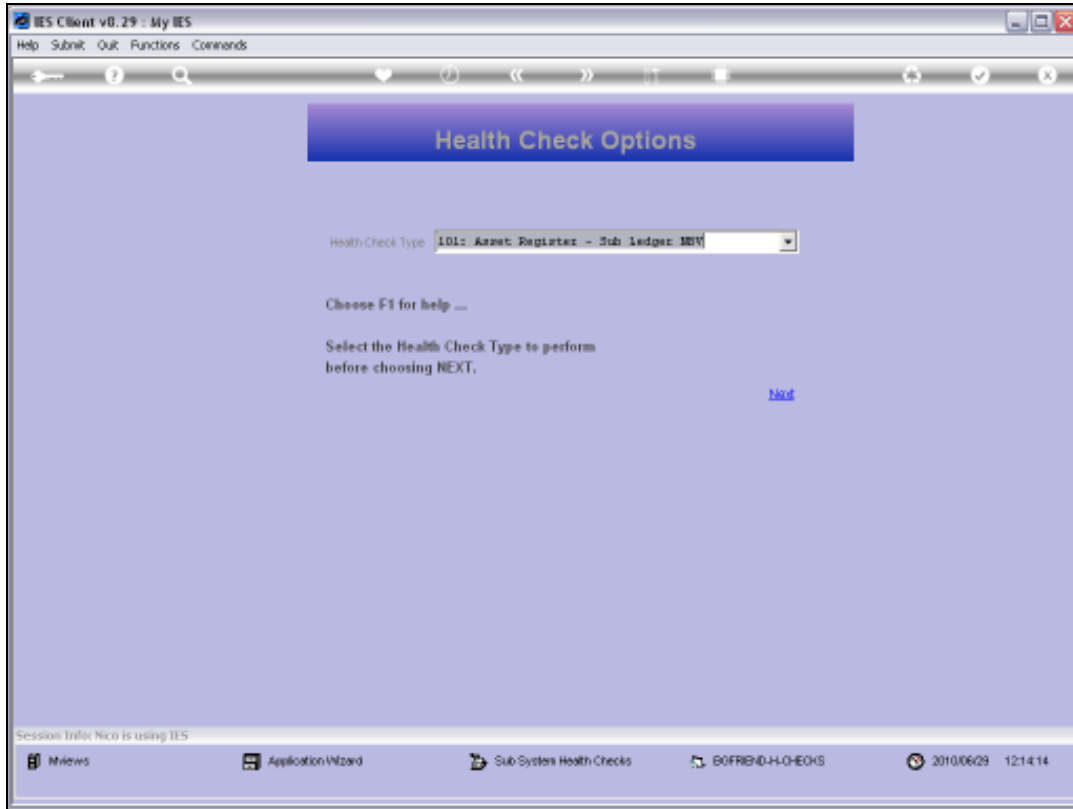
Slide 9
Slide notes:



Slide 10
Slide notes:

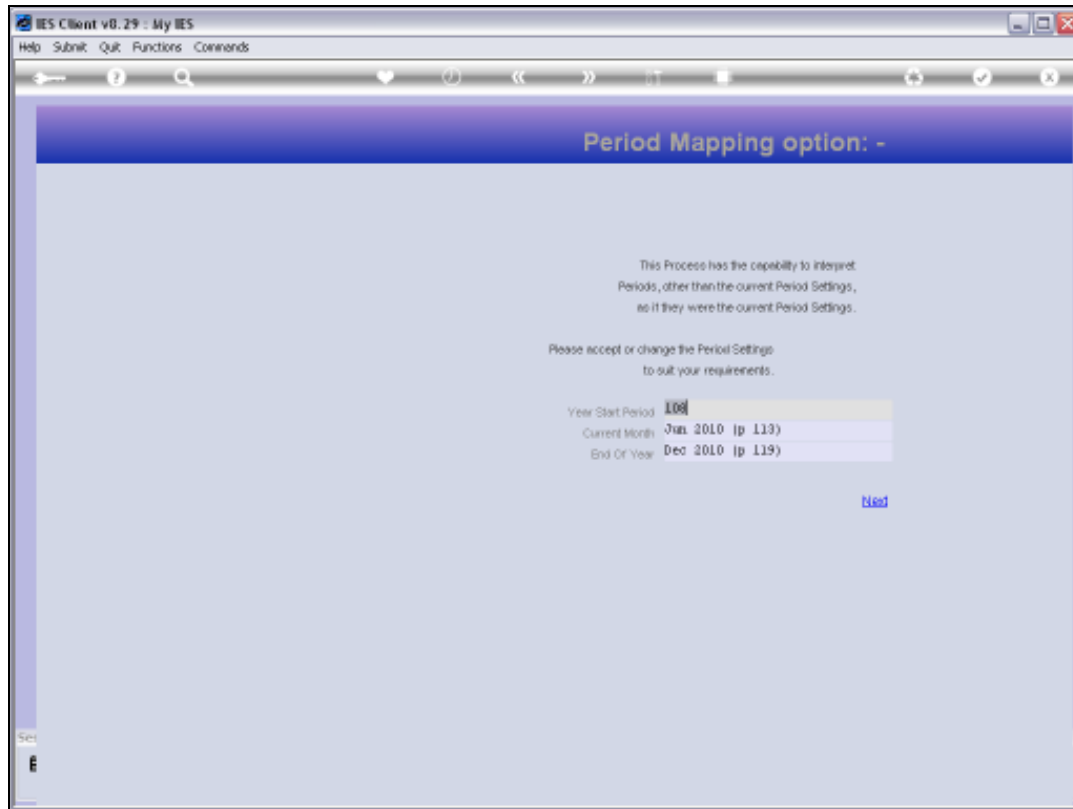


Slide 11
Slide notes:



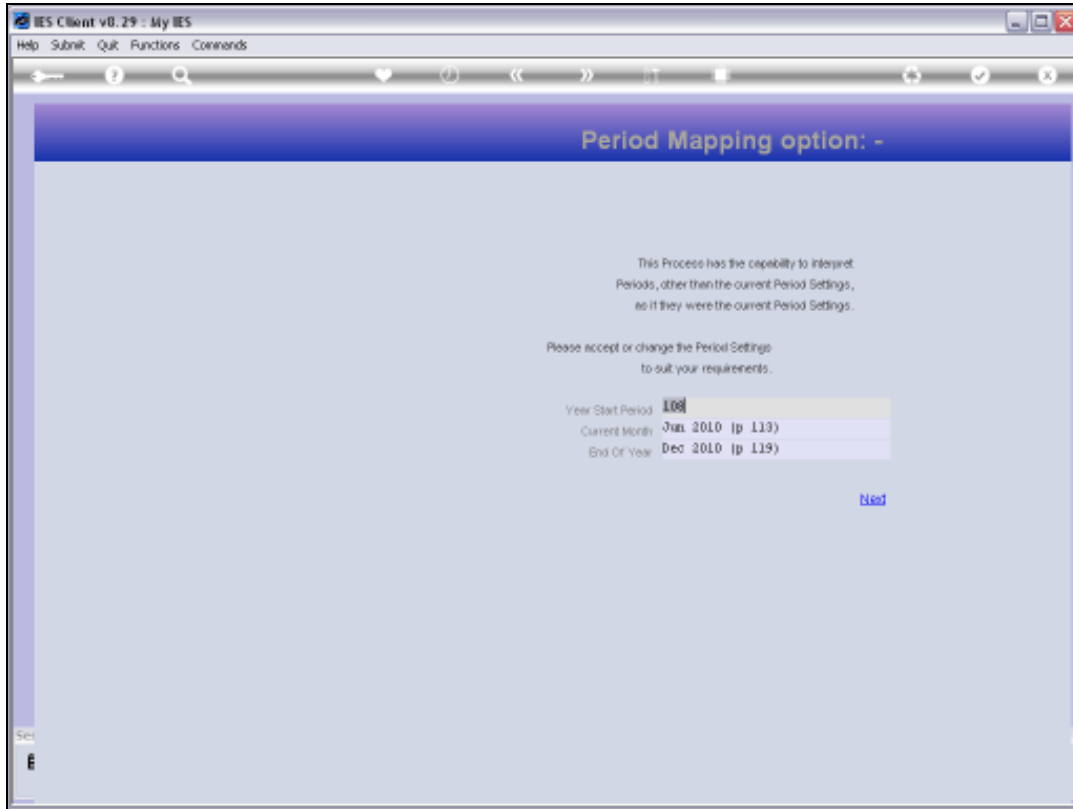
Slide 12

Slide notes:



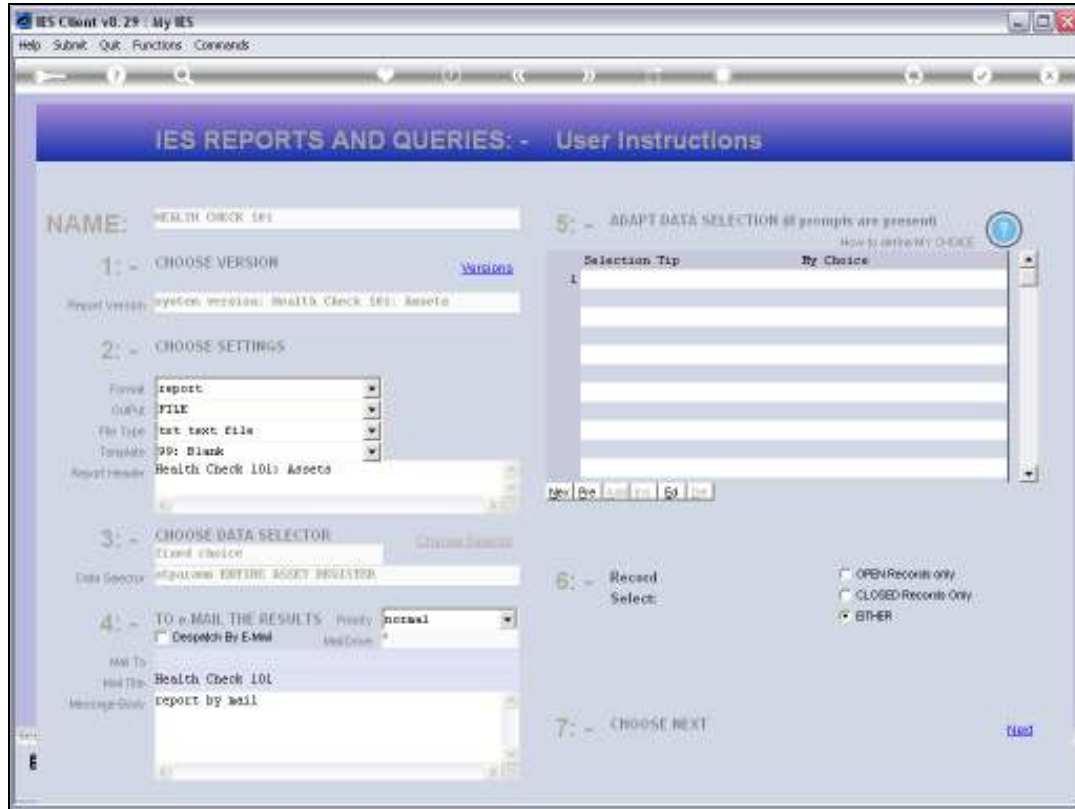
Slide 13

Slide notes: We should run each of the 3 Reports with the same Period selection.



Slide 14

Slide notes:



Slide 15
Slide notes:



Slide 16
Slide notes:

Q1552143306A.TXT - Notepad				
File Edit Format View Help				
Dummy Hoops Inc.				
12:01:46 29 JUN 2010 page 1				
Health Check 101: Assets Jan 2010 - Jun 2010				
Nett Book Value	Nett Book Value FX	Nett Book Value Tax	Ctrl Acct...	
304,299.32	39,906.09	304,291.22	10000069	
124,651.90	15,130.04	124,591.14	10000070	
19,161.42	2,210.12	19,151.62	10000072	
467,111.66	57,247.04	467,024.08		

Q1552143270A.TXT - Notepad				
File Edit Format View Help				
Dummy Hoops Inc.				
12:01:19 29 JUN 2010 page 1				
Health Check 102: Assets Jan 2010 - Jun 2010				
Accum Depr	Accum Depr FX	Accum Depr Tax	Accum Depr Acct	
701.69	93.92	719.69	10000069	
7,949.10	969.16	7,908.06	10000071	
1,629.57	209.99	1,648.29	10000072	
10,180.36	1,192.96	10,275.92		

Q1552143359A.TXT - Notepad				
File Edit Format View Help				
Dummy Hoops Inc.				
12:02:39 29 JUN 2010 page 1				
Health Check 103: Assets Jan 2010 - Jun 2010				
Purchase Price	Purchase Price (Forex)	Purchase Price (Tax)	Ctrl Acct...	
305,000.00	40,000.00	305,000.00	10000069	
142,500.00	16,020.00	142,500.00	10000070	
19,900.00	2,520.00	19,900.00	10000072	
467,300.00	58,540.00	467,300.00		

Q1552143492A.TXT - Notepad				
File Edit Format View Help				
Dummy Hoops Inc.				
12:04:53 29 JUN 2010 page 1				

Slide 17

Slide notes: Now we check the results from Health Checks 101, 102 and 103.

Q1552143306A.TXT - Notepad				
Gummy Hoops Inc.				
12:01:46 29 JUN 2010 page 1				
Health Check 101: Assets Jan 2010 - Jun 2010				
Nett Book Value	Nett Book Value FX	Nett Book Value Tax	Ctrl Acct...	
304,299.32	39,906.09	304,291.22	10000069	
124,651.90	15,130.94	124,591.14	10000070	
19,161.42	2,210.12	19,151.62	10000072	
467,111.66	57,247.04	467,024.09		

Q1552143270A.TXT - Notepad				
Gummy Hoops Inc.				
12:01:19 29 JUN 2010 page 1				
Health Check 102: Assets Jan 2010 - Jun 2010				
Accum Depr	Accum Depr FX	Accum Depr Tax	Accum Depr Acct	
701.69	93.92	719.69	10000069	
7,949.10	969.16	7,908.06	10000071	
1,629.57	209.99	1,649.29	10000072	
10,100.36	1,192.96	10,275.92		

Q1552143359A.TXT - Notepad				
Gummy Hoops Inc.				
12:02:39 29 JUN 2010 page 1				
Health Check 103: Assets Jan 2010 - Jun 2010				
Purchase Price	Purchase Price (Forex)	Purchase Price (Tax)	Ctrl Acct...	
305,000.00	40,000.00	305,000.00	10000069	
142,500.00	16,020.00	142,500.00	10000070	
19,900.00	2,520.00	19,900.00	10000072	
467,300.00	58,540.00	467,300.00		
21 record(s) listed				

Slide 18

Slide notes: The totals in column 1 on check 101, when added to those from check 102, should add up to the totals on check 103. In other words, Net Book Value = Purchase Price minus Depreciation.

Q1552143306A.TXT - Notepad				
File Edit Format View Help				
Gummy Hoops Inc.				
12:01:46 29 JUN 2010 page 1				
Health Check 101: Assets Jan 2010 - Jun 2010				
Nett Book Value	Nett Book Value FX	Nett Book Value Tax	Ctrl Acct...	
304,299.32	39,906.00	304,291.22	10000069	
124,651.90	15,130.04	124,591.14	10000070	
19,161.42	2,210.12	19,151.62	10000072	
467,111.66	57,247.04	467,024.00		

Q1552143270A.TXT - Notepad				
File Edit Format View Help				
Gummy Hoops Inc.				
12:01:19 29 JUN 2010 page 1				
Health Check 102: Assets Jan 2010 - Jun 2010				
Accum Depr	Accum Depr FX	Accum Depr Tax	Accum Depr Acct	
701.69	93.92	719.69	10000069	
7,949.10	969.16	7,908.06	10000071	
1,629.57	209.99	1,648.29	10000072	
10,180.36	1,192.96	10,275.92		

Q1552143359A.TXT - Notepad				
File Edit Format View Help				
Gummy Hoops Inc.				
12:02:39 29 JUN 2010 page 1				
Health Check 103: Assets Jan 2010 - Jun 2010				
Purchase Price	Purchase Price (Forex)	Purchase Price (Tax)	Ctrl Acct...	
305,000.00	40,000.00	305,000.00	10000069	
142,500.00	16,020.00	142,500.00	10000070	
19,900.00	2,520.00	19,900.00	10000072	
467,300.00	58,540.00	467,300.00		

21 record(s) listed

Slide 19

Slide notes:

Q1552143306A.TXT - Notepad				
File Edit Format View Help				
Dunwoody Hoops Inc.				
12:01:46 29 JUN 2010 page 1				
Health Check 101: Assets Jan 2010 - Jun 2010				
Nett Book Value	Nett Book Value FX	Nett Book Value Tax	Ctrl Acct...	
304,299.32	39,906.09	304,291.22	10000069	
124,651.90	15,130.94	124,591.14	10000070	
19,161.42	2,210.12	19,151.62	10000072	
467,111.66	57,247.04	467,024.09		


Q1552143270A.TXT - Notepad				
File Edit Format View Help				
Dunwoody Hoops Inc.				
12:01:19 29 JUN 2010 page 1				
Health Check 102: Assets Jan 2010 - Jun 2010				
Accum Depr	Accum Depr FX	Accum Depr Tax	Accum Depr Acct	
701.69	93.92	719.69	10000069	
7,949.10	969.16	7,908.06	10000071	
1,629.57	209.99	1,649.29	10000072	
10,180.36	1,192.96	10,275.92		

Q1552143359A.TXT - Notepad				
File Edit Format View Help				
Dunwoody Hoops Inc.				
12:02:39 29 JUN 2010 page 1				
Health Check 103: Assets Jan 2010 - Jun 2010				
Purchase Price	Purchase Price (Forex)	Purchase Price (Tax)	Ctrl Acct...	
305,000.00	40,000.00	305,000.00	10000069	
142,500.00	16,020.00	142,500.00	10000070	
19,900.00	2,520.00	19,900.00	10000072	
467,300.00	58,540.00	467,300.00		

21 record(s) listed

Slide 20

Slide notes:



Slide 21

Slide notes:

Q1552143306A.TXT - Notepad				
Dunmy Hoops Inc.				
12:01:46 29 JUN 2010 page 1				
Health Check 101: Assets Jan 2010 - Jun 2010				
Nett Book Value	Nett Book Value FX	Nett Book Value Tax	Ctrl Acct...	
304,299.32	39,906.09	304,291.22	10000069	
124,651.90	15,130.94	124,591.14	10000070	
19,161.42	2,210.12	19,151.62	10000072	
467,111.66	57,247.04	467,024.09		

Q1552143270A.TXT - Notepad				
Dunmy Hoops Inc.				
12:01:19 29 JUN 2010 page 1				
Health Check 102: Assets Jan 2010 - Jun 2010				
Accum Depr	Accum Depr FX	Accum Depr Tax	Accum Depr Acct	
701.69	93.92	719.69	10000069	
7,949.10	969.16	7,908.06	10000071	
1,629.57	209.99	1,649.29	10000072	
10,180.36	1,192.96	10,275.92		

Q1552143359A.TXT - Notepad				
Dunmy Hoops Inc.				
12:02:39 29 JUN 2010 page 1				
Health Check 103: Assets Jan 2010 - Jun 2010				
Purchase Price	Purchase Price (Forex)	Purchase Price (Tax)	Ctrl Acct...	
305,000.00	40,000.00	305,000.00	10000069	
142,500.00	16,020.00	142,500.00	10000070	
19,900.00	2,520.00	19,900.00	10000072	
467,300.00	58,540.00	467,300.00		

21 record(s) listed

Slide 22

Slide notes: Column 1 is the Primary view. The same principle applies for the Forex in column 2 and the Tax numbers in column 3.

Q1552143306A.TXT - Notepad				
Gummy Hoops Inc.				
12:01:46 29 JUN 2010 page 1				
Health Check 101: Assets Jan 2010 - Jun 2010				
Nett Book Value	Nett Book Value FX	Nett Book Value Tax	Ctrl Acct...	
304,299.32	39,906.09	304,291.22	10000069	
124,651.90	15,130.94	124,591.14	10000070	
19,161.42	2,210.12	19,151.62	10000072	
467,111.66	57,247.04	467,024.09		

Q1552143270A.TXT - Notepad				
Gummy Hoops Inc.				
12:01:19 29 JUN 2010 page 1				
Health Check 102: Assets Jan 2010 - Jun 2010				
Accum Depr	Accum Depr FX	Accum Depr Tax	Accum Depr Acct	
701.69	93.92	719.69	10000069	
7,949.10	969.16	7,908.06	10000071	
1,629.57	209.99	1,649.29	10000072	
10,180.36	1,192.96	10,275.92		

Q1552143359A.TXT - Notepad				
Gummy Hoops Inc.				
12:02:39 29 JUN 2010 page 1				
Health Check 103: Assets Jan 2010 - Jun 2010				
Purchase Price	Purchase Price (Forex)	Purchase Price (Tax)	Ctrl Acct...	
305,000.00	40,000.00	305,000.00	10000069	
142,500.00	16,020.00	142,500.00	10000070	
19,900.00	2,520.00	19,900.00	10000072	
467,300.00	58,540.00	467,300.00		
21 record(s) listed				

Slide 23

Slide notes: This check may be used to verify the integrity of Depreciation balancing within the Fixed Asset sub system, and it may be performed on demand at any time. It is a typical check that the Asset Management Accountant and also the Auditor sometimes like to perform.