



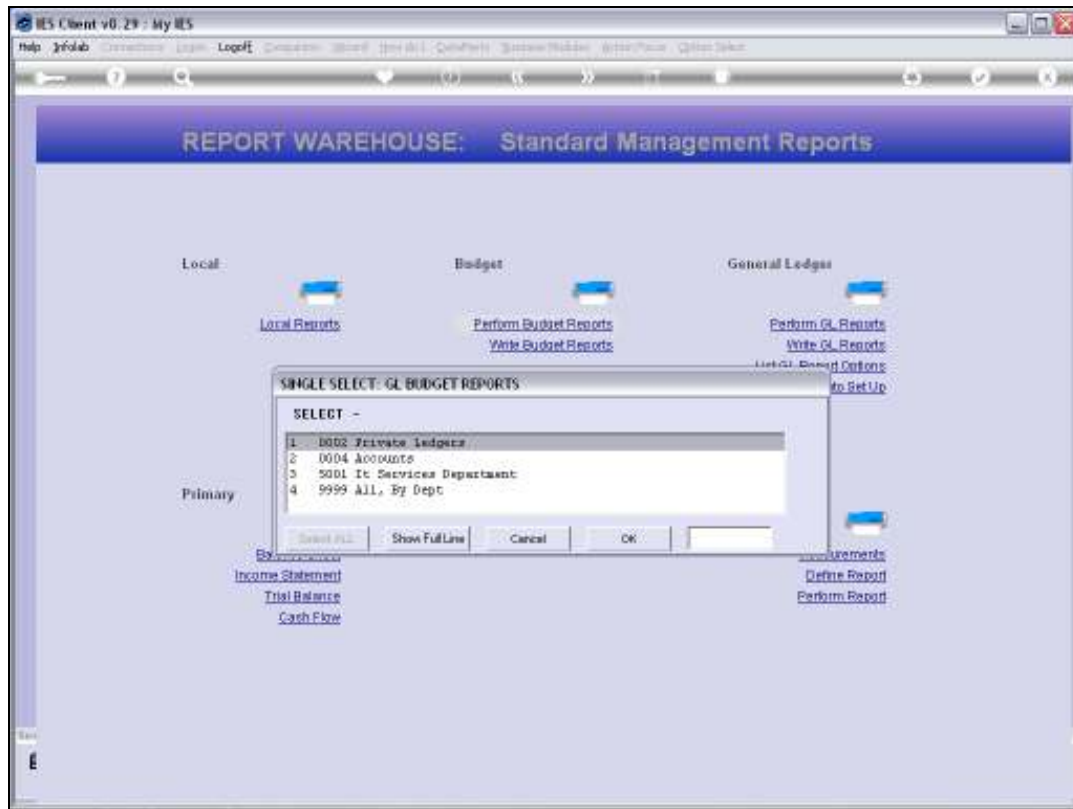
## Slide 1

Slide notes: Budget Management Reports can be performed, on demand, from the Management Reports section in the Warehouse.



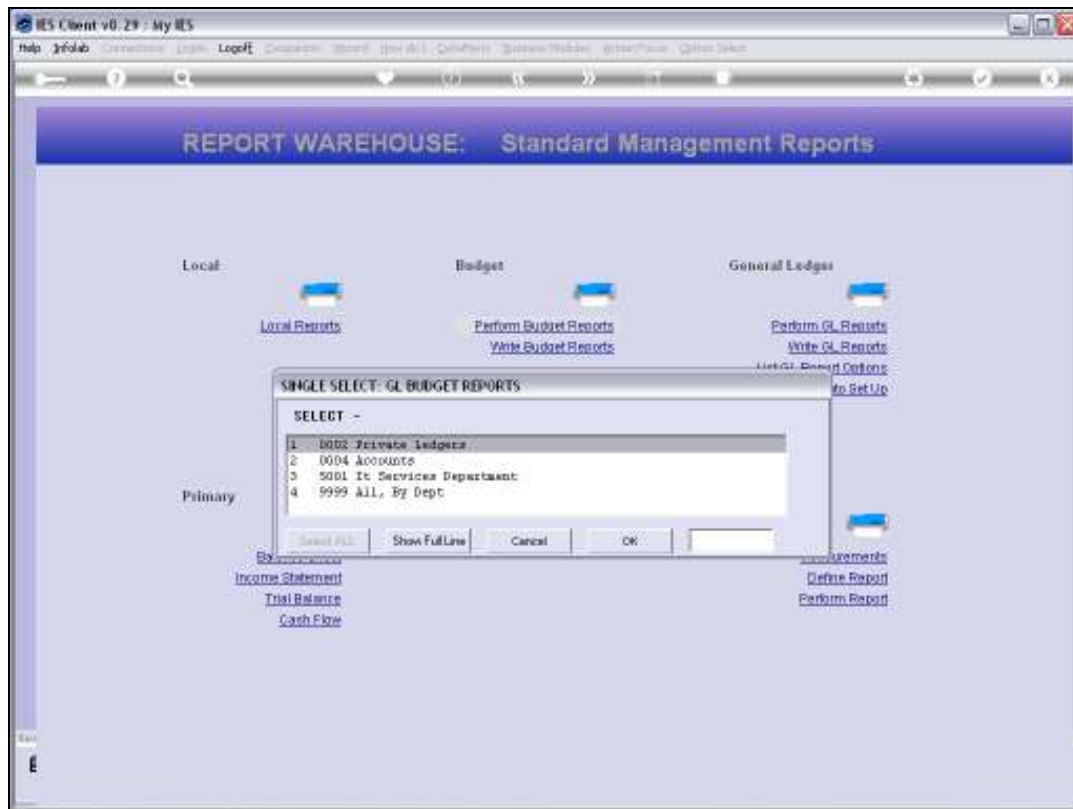
Slide 2

Slide notes:



Slide 3

Slide notes: Select the Report to perform.



Slide 4

Slide notes:

R1552870457.TXT - Notepad

File Edit Format View Help

06/07/2010 19:20:37 page 1 Financials Displayed As 1's, no decimal

GUNBY ROOPS INC.

IT Services

Financial Budget Report

	Jan 2010	Feb 2010	Mar 2010	Apr 2010	May 2010	Jun 2010	Jul 2010	Aug 2010	Sep 2010
II-00-00-1001 Salaries	0	0	0	0	0	0	0	0	0
II-00-00-1002 Overtime	0	0	0	0	0	0	0	0	0
II-00-00-1003 Pension	28,750	28,750	28,750	28,750	28,750	28,750	28,750	28,750	28,750
II-00-00-1004 Medical	40,250	40,250	40,250	40,250	40,250	40,250	40,250	40,250	40,250
II-00-00-1005 Travel	0	0	0	0	0	0	0	0	0
II-00-00-1006 Benefits	23,000	23,000	23,000	23,000	23,000	23,000	23,000	23,000	23,000
II-00-00-1007 Staff Canteen	17,250	17,250	17,250	17,250	17,250	17,250	17,250	17,250	17,250
II-00-21-1001 Salaries	52,709	52,709	52,709	52,709	52,709	52,709	52,709	52,709	52,709
II-00-21-1002 Overtime	11,500	11,500	11,500	11,500	11,500	11,500	11,500	11,500	11,500
II-00-21-1003 Salaries	115,000	115,000	115,000	115,000	115,000	115,000	115,000	115,000	115,000
II-00-22-1001 Salaries	0	0	0	0	0	0	0	0	0
II-00-22-1002 Overtime	0	0	0	0	0	0	0	0	0
II-00-22-1003 Salaries	40,250	40,250	40,250	40,250	40,250	40,250	40,250	40,250	40,250
II-00-22-1004 Salaries	67,083	67,083	67,083	67,083	67,083	67,083	67,083	67,083	67,083
II-00-23-1001 Salaries	11,500	11,500	11,500	11,500	11,500	11,500	11,500	11,500	11,500
II-00-23-1002 Overtime	0	0	0	0	0	0	0	0	0
II-00-24-1001 Salaries	57,500	57,500	57,500	57,500	57,500	57,500	57,500	57,500	57,500
II-00-24-1002 Overtime	0	0	0	0	0	0	0	0	0
II-00-24-1003 Salaries	46,000	46,000	46,000	46,000	46,000	46,000	46,000	46,000	46,000
=====									
S01 Personnel	\$10,792	\$10,792	\$10,792	\$10,792	\$10,792	\$10,792	\$10,792	\$10,792	\$10,792
*** I3 ***									
II-00-00-1101 Internet	3,450	3,450	3,450	3,450	3,450	3,450	3,450	3,450	3,450
II-00-00-1102 Telephone	6,900	6,900	6,900	6,900	6,900	6,900	6,900	6,900	6,900
=====									
S02 Communications	10,350	10,350	10,350	10,350	10,350	10,350	10,350	10,350	10,350
*** I3 ***									
II-00-00-1201 Stationery	3,450	3,450	3,450	3,450	3,450	3,450	3,450	3,450	3,450
II-00-00-1202 Office Rental	13,900	13,900	13,900	13,900	13,900	13,900	13,900	13,900	13,900
II-00-00-1203 Electricity	4,600	4,600	4,600	4,600	4,600	4,600	4,600	4,600	4,600
=====									
S03 Office	21,950	21,950	21,950	21,950	21,950	21,950	21,950	21,950	21,950
*** I3 ***									
II-00-00-1410 Computers	23,000	23,000	23,000	23,000	23,000	23,000	23,000	23,000	23,000
II-00-00-1411 Software	11,500	11,500	11,500	11,500	11,500	11,500	11,500	11,500	11,500
II-00-00-1412 Licenses	5,750	5,750	5,750	5,750	5,750	5,750	5,750	5,750	5,750
=====									
S04 Information Technology	40,250	40,250	40,250	40,250	40,250	40,250	40,250	40,250	40,250
*** I3 ***									
II-00-00-1521 Support Subsidy	-184,000	-184,000	-184,000	-184,000	-184,000	-184,000	-184,000	-184,000	-184,000

Slide 5

Slide notes: And we have a result.

R1552870457.TXT - Notepad									
File Edit Format View Help									
06/07/2010 19:20:37 page 1 Financials Displayed As 1's, no decimal									
GUNBY ROOPS INC.									
IT Services									
Financial Budget Report									
	Jan 2010	Feb 2010	Mar 2010	Apr 2010	May 2010	Jun 2010	Jul 2010	Aug 2010	Sep 2010
II-00-00-1001 Salaries	0	0	0	0	0	0	0	0	0
II-00-00-1002 Overtime	0	0	0	0	0	0	0	0	0
II-00-00-1002 Pension	28,750	28,750	28,750	28,750	28,750	28,750	28,750	28,750	28,750
II-00-00-1004 Medical	40,250	40,250	40,250	40,250	40,250	40,250	40,250	40,250	40,250
II-00-00-1005 Travel	0	0	0	0	0	0	0	0	0
II-00-00-1006 Benefits	23,000	23,000	23,000	23,000	23,000	23,000	23,000	23,000	23,000
II-00-00-1007 Staff Canteen	17,250	17,250	17,250	17,250	17,250	17,250	17,250	17,250	17,250
II-00-21-1001 Salaries	52,709	52,709	52,709	52,709	52,709	52,709	52,709	52,709	52,709
II-00-21-1002 Overtime	11,500	11,500	11,500	11,500	11,500	11,500	11,500	11,500	11,500
II-00-21-1005 Travel	0	0	0	0	0	0	0	0	0
II-00-22-1001 Salaries	115,000	115,000	115,000	115,000	115,000	115,000	115,000	115,000	115,000
II-00-22-1002 Overtime	0	0	0	0	0	0	0	0	0
II-00-22-1005 Travel	40,250	40,250	40,250	40,250	40,250	40,250	40,250	40,250	40,250
II-00-23-1001 Salaries	67,083	67,083	67,083	67,083	67,083	67,083	67,083	67,083	67,083
II-00-23-1002 Overtime	11,500	11,500	11,500	11,500	11,500	11,500	11,500	11,500	11,500
II-00-23-1005 Travel	0	0	0	0	0	0	0	0	0
II-00-24-1001 Salaries	57,500	57,500	57,500	57,500	57,500	57,500	57,500	57,500	57,500
II-00-24-1002 Overtime	0	0	0	0	0	0	0	0	0
II-00-24-1005 Travel	46,000	46,000	46,000	46,000	46,000	46,000	46,000	46,000	46,000
=====									
501 Personnel	510,792	510,792	510,792	510,792	510,792	510,792	510,792	510,792	510,792
*** 13 ****									
II-00-00-1101 Internet	3,450	3,450	3,450	3,450	3,450	3,450	3,450	3,450	3,450
II-00-00-1102 Telephone	6,900	6,900	6,900	6,900	6,900	6,900	6,900	6,900	6,900
=====									
502 Communications	10,350	10,350	10,350	10,350	10,350	10,350	10,350	10,350	10,350
*** 13 ****									
II-00-00-1201 Stationery	3,450	3,450	3,450	3,450	3,450	3,450	3,450	3,450	3,450
II-00-00-1202 Office Rental	13,900	13,900	13,900	13,900	13,900	13,900	13,900	13,900	13,900
II-00-00-1202 Electricity	4,600	4,600	4,600	4,600	4,600	4,600	4,600	4,600	4,600
=====									
503 Office	21,950	21,950	21,950	21,950	21,950	21,950	21,950	21,950	21,950
*** 13 ****									
II-00-00-1410 Computers	23,000	23,000	23,000	23,000	23,000	23,000	23,000	23,000	23,000
II-00-00-1411 Software	11,500	11,500	11,500	11,500	11,500	11,500	11,500	11,500	11,500
II-00-00-1412 Licenses	5,750	5,750	5,750	5,750	5,750	5,750	5,750	5,750	5,750
=====									
504 Information Technology	40,250	40,250	40,250	40,250	40,250	40,250	40,250	40,250	40,250
*** 13 ****									
II-00-00-1521 Support Subsidy	-184,000	-184,000	-184,000	-184,000	-184,000	-184,000	-184,000	-184,000	-184,000

Slide 6

Slide notes:



Slide 7

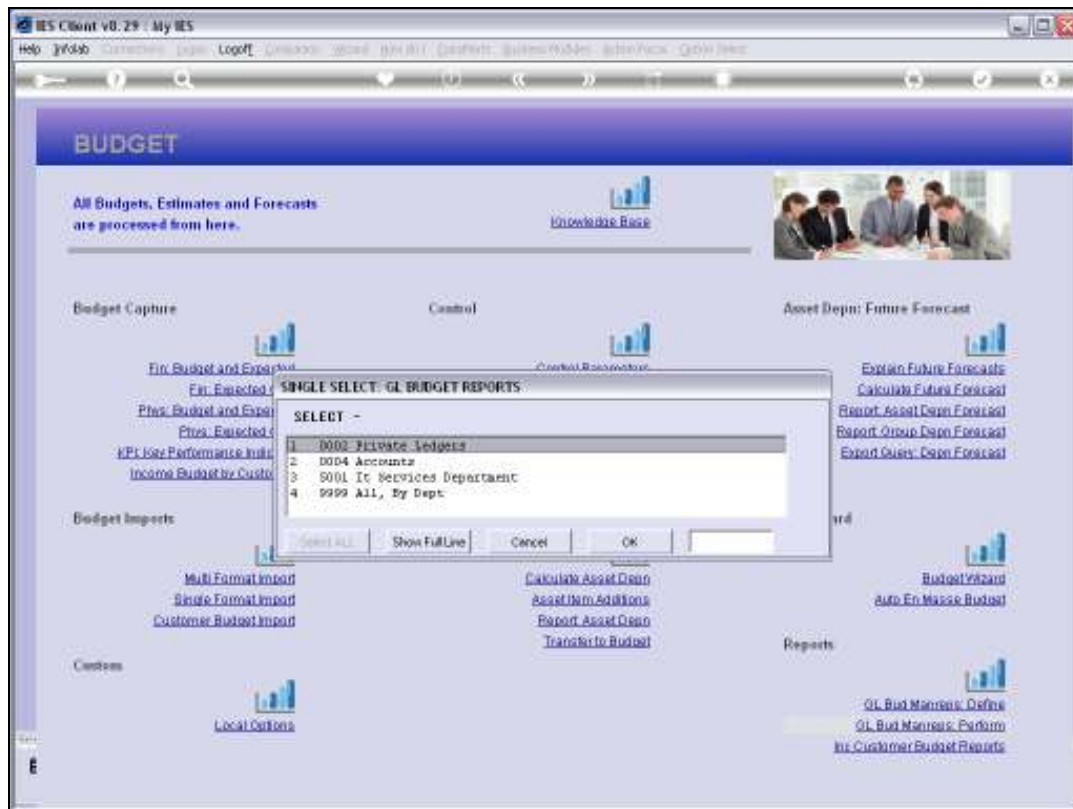
Slide notes: The same Budget Management Reports can also be performed in the Budget Module. Let's have a look.



Slide 8

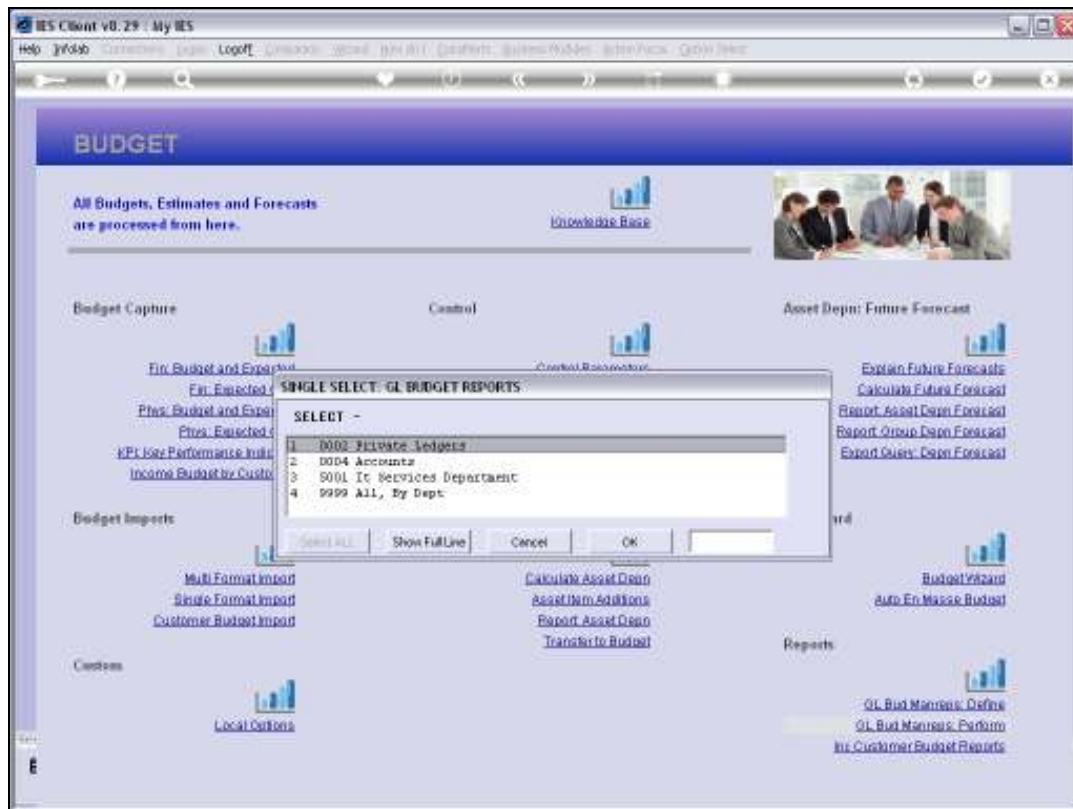
Slide notes:





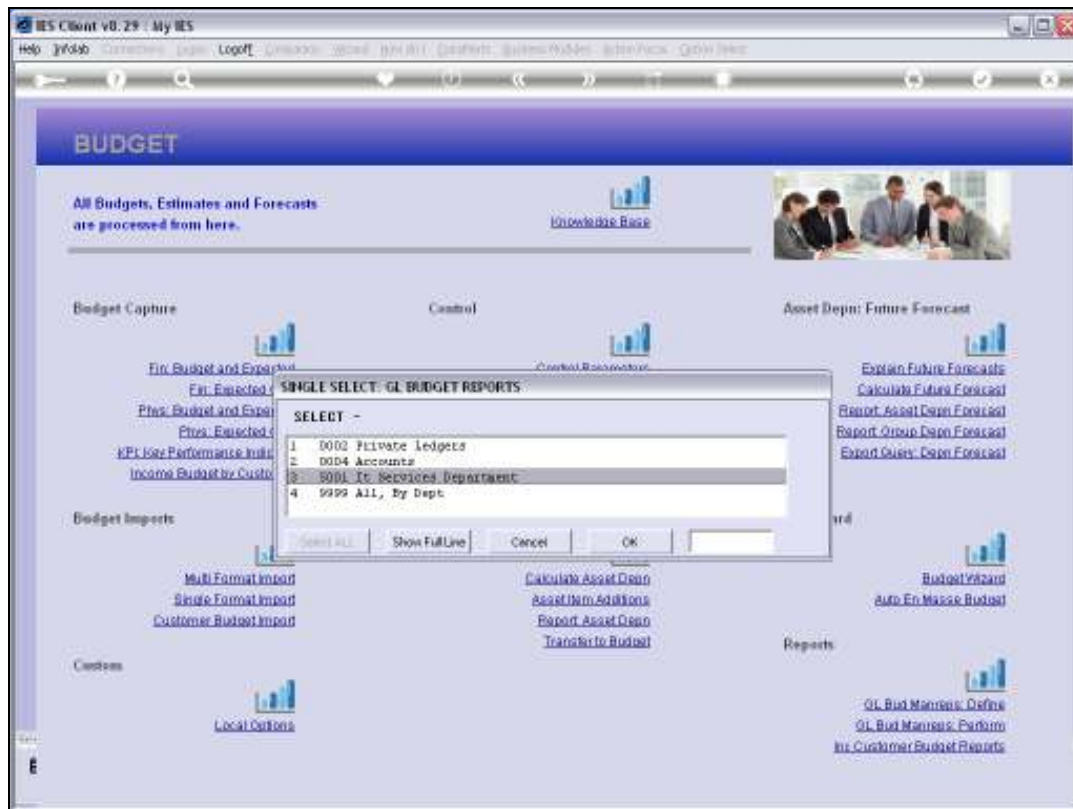
Slide 9

Slide notes:



Slide 10

Slide notes: And here we have the same options.



Slide 11

Slide notes: