

IES Client v0.29 - My IES

Help Submit Quit Functions Comments

Define or Execute Budget Report

[Find Existing Report](#) [Save](#) [Print Now](#)

Report Key: 5002  
 Report Name: IT Services  
 Heading @ the Top: IT Services  
 Footnote (optional):  
 Template to Apply: 01 financials 12 values plus total

Scaling to Apply: m02, 1's, no decimal  
☒ Define  
 Balance @ End:

**Breaks**

1	p and 1 (inc status) flag

**Budget Actuals Mapping**

1	

Data Selector to Use: [Visit Data Selector](#)

OR [ Use a Data Selector OR list Criteria below. ]

And / Or	Flag Element	Value	Value
1	DEPTPOS DEPT POSITION	>=	1100
		<=	1100

Set

## Slide 1

Slide notes: With the Budget Report Writer, we have 2 parameters on the Report definitions that are very seldom used, and they are only there to compensate for certain anomalies in the processing history at some sites. These settings can be ignored by 99.9% of Users, because it will not be needed.

IES Client v8.29 : My IES

Help Submit Quit Functions Commands

Define or Execute Budget Report

[Find Existing Report](#) [Save](#) [Perform Now](#)

Report Key: 5002  
Report Name: IT Services  
Heading @ the Top: IT Services  
Footnote (optional):  
Template to Apply: 01 financials 12 values plus total

Sorting to Apply: mr02, 1's, no decimal  
☒ Detail  
Balance @ End:

**Breaks**

1	p and 1 (inc states) flag

**Budget Actuals Mapping**

1	

Data Selector to Use: [Visit Data Selectors](#)

OR [ Use a Data Selector OR list Criteria below. ]

And / Or	Flag Element	Value	Value
1	DEPTPOS DEPT POSITION	>=	1100
		<=	1100

Slide 2

Slide notes:

IES Client v8.29 : My IES

Help Submit Quit Functions Comments

Define or Execute Budget Report

[Find Existing Report](#) [Save](#) [Print Now](#)

Report Key: 5002  
Report Name: IT Services  
Heading @ the Top: IT Services  
Footnote (optional):  
Template to Apply: 01 financials: 12 values plus total

Scaling to Apply: mr02, 1's, no decimal  
☒ Detail  
Balance @ End:

**Breaks**

1	p and 1 (inc states) flag

**Budget Actuals Mapping**

1	

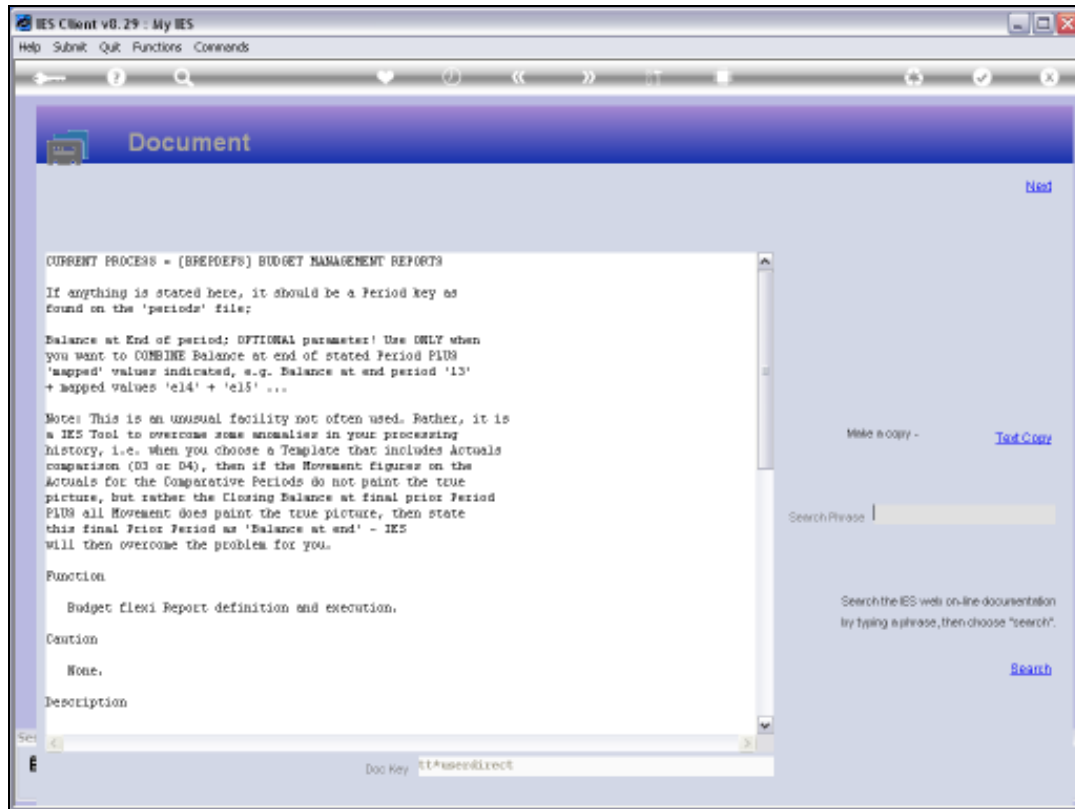
Data Selector to Use: [Visit Data Selectors](#)

OR [ Use a Data Selector OR list Criteria below. ]

And / Or	Flag Element	Value	Value
1 *	DEPTPOS DEPT POSITION	>= 1100	<= 1100

Slide 3

Slide notes: The first one we look at is 'balance at end'.



#### Slide 4

Slide notes: Here is the Help. This parameter affects only the 'Actuals' value when included in the Report, and will compensate for a certain condition in financials processing history. Please read the help before using it.

IES Client v8.29 : My IES

Help Submit Quit Functions Commands

Define or Execute Budget Report

[Find Existing Report](#) [Save](#) [Perform Now](#)

Report Key: 5002  
Report Name: IT Services  
Heading @ the Top: IT Services  
Footnote (optional):  
Template to Apply: 01 financials 12 values plus total

Sorting to Apply: mr02, 1's, no decimal  
☒ Detail  
Balance @ End:

**Breaks**

1	p and 1 (inc states) flag

**Budget Actuals Mapping**

1	

Data Selector to Use: [Visit Data Selectors](#)

OR [ Use a Data Selector OR list Criteria below. ]

And / Or	Flag Element	Value	Value
1	DEPTPOS DEPT POSITION	>=	1100
		<=	1100

Slide 5

Slide notes:

IES Client v8.29 : My IES

Help Submit Quit Functions Commands

Define or Execute Budget Report

[Find Existing Report](#) [Save](#) [Perform Now](#)

Report Key: 5002  
Report Name: IT Services  
Heading @ the Top: IT Services  
Footnote (optional):  
Template to Apply: 01 financials 12 values plus total

Sorting to Apply: mr02, 1's, no decimal  
☒ Detail  
Balance @ End:

**Breaks**

1	p and 1 (inc states) flag

**Budget Actuals Mapping**

1	

Data Selector to Use: [Visit Data Selectors](#)

OR [ Use a Data Selector OR list Criteria below. ]

And / Or	Flag Element	Value	Value
1	DEPTPOS DEPT POSITION	>= 1100	<= 1100

Slide 6

Slide notes: Next, we look at the Budget Actuals Mapping.

IES Client v8.29 : My IES

Help Submit Quit Functions Commands

Define or Execute Budget Report

[Find Existing Report](#) [Save](#) [Print Now](#)

Report Key: 5002  
 Report Name: IT Services  
 Heading @ the Top: IT Services  
 Footnote (optional):  
 Template to Apply: 01 financials 12 values plus total

Sorting to Apply: mr02, 1's, no decimal  
☒ Detail  
 Balance @ End:

**Breaks**

1	p and 1 (inc states) flag

**Budget Actuals Mapping**

1	

[New](#) [Pre](#) [Add](#) [Ins](#) [Go](#) [Del](#) [Visit Data Selectors](#)

Data Selector to Use:

OR [ Use a Data Selector OR list Criteria below. ]

And / Or	Flag Element	Value	Value
1	DEPTPOS DEPT POSITION	>=	1100
		<=	1100

Slide 7

Slide notes:

IES Client v8.29 : My IES

Help Submit Quit Functions Commands

Define or Execute Budget Report

[Find Existing Report](#) [Save](#) [Perform Now](#)

Report Key: 5002  
Report Name: IT Services  
Heading @ the Top: IT Services  
Footnote (optional):  
Template to Apply: 01 financials 12 values plus total

Sorting to Apply: mr02, l's, no decimal  
☒ Detail  
Balance @ End:

**Breaks**

1	p and l (inc states) flag

**Budget Actuals Mapping**

1	

Data Selector to Use: [Visit Data Selectors](#)

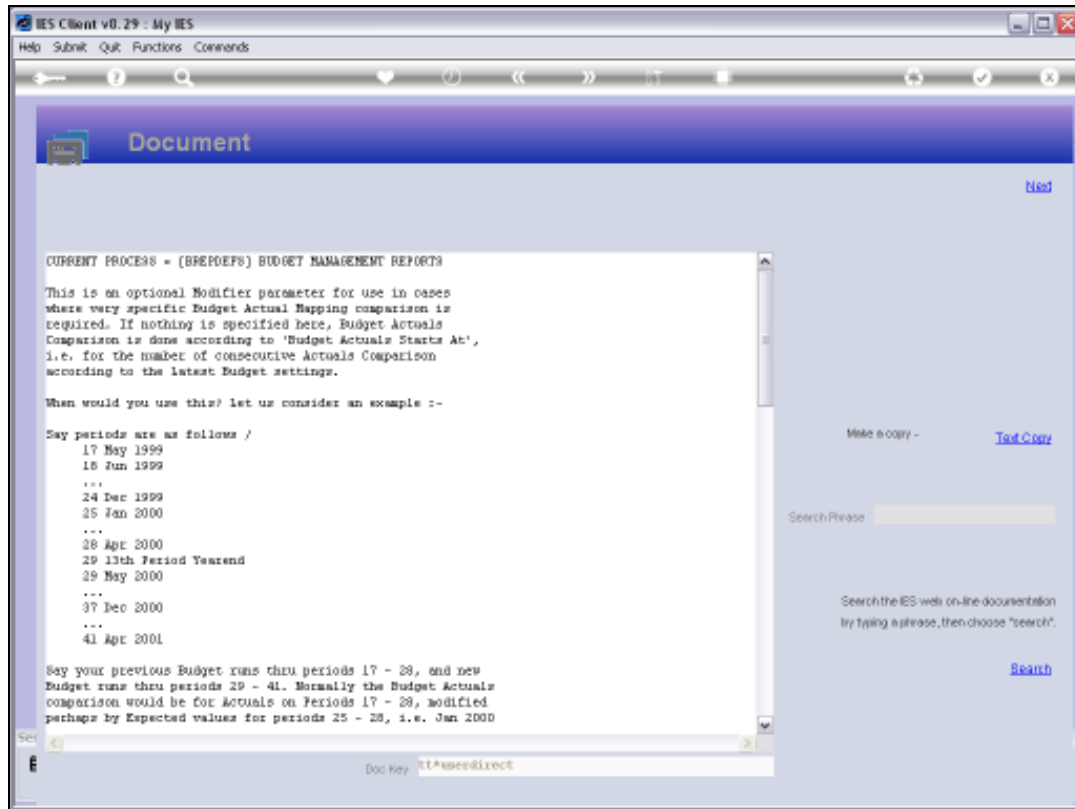
OR [ Use a Data Selector OR list Criteria below. ]

	And / Or	Flag Element	Value	Value
1	*	DEPTPOS DEPT POSITION	>=	1100
			<=	1100

Slide 8


Slide notes:





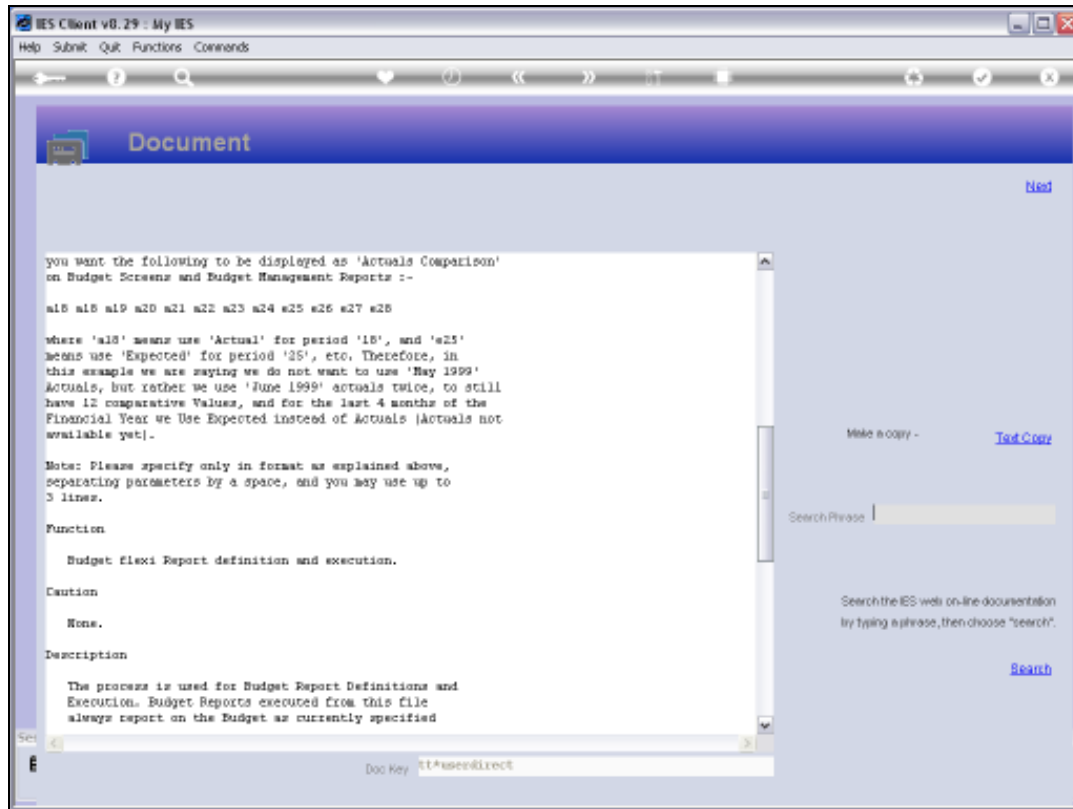
## Slide 9

Slide notes: Budget Actuals Mapping can be used to re-direct the Periods that are used for the Actuals measurement. If needed, please use the Help for an explanation of how and when to use it.



Slide 10

Slide notes:



Slide 11

Slide notes:

IES Client v8.29 : My IES

Help Submit Quit Functions Commands

Define or Execute Budget Report

[Find Existing Report](#) [Save](#) [Perform Now](#)

Report Key: 5002  
Report Name: IT Services  
Heading @ the Top: IT Services  
Footnote (optional):  
Template to Apply: 01 financials 12 values plus total

Sorting to Apply: mr02, l's, no decimal  
☒ Detail  
Balance @ End:

**Breaks**

1	p and l (inc states) flag

**Budget Actuals Mapping**

1	

[New](#) [Pre](#) [Add](#) [Ins](#) [Go](#) [Del](#) [Visit Data Selectors](#)

Data Selector to Use:

OR [ Use a Data Selector OR list Criteria below. ]

	And / Or	Flag Element	Value	Value
1	*	DEPTPOS DEPT POSITION	>=	1100

Slide 12

Slide notes:

IES Client v8.29 : My IES

Help Submit Quit Functions Commands

Define or Execute Budget Report

[Find Existing Report](#) [Save](#) [Perform Now](#)

Report Key: 5002  
Report Name: IT Services  
Heading @ the Top: IT Services  
Footnote (optional):  
Template to Apply: 01 financials 12 values plus total

Sorting to Apply: mr02, 1's, no decimal  
☒ Detail  
Balance @ End:

**Breaks**

1	p and 1 (inc states) flag

**Budget Actuals Mapping**

1	

New Pre Actuals Go Del

[Visit Data Selectors](#)

Data Selector to Use:

OR [ Use a Data Selector OR list Criteria below. ]

	And / Or	Flag Element	Value	Value
1	*	DEPTPOS DEPT POSITION	>=	1100
			<=	1100

Slide 13

Slide notes: