

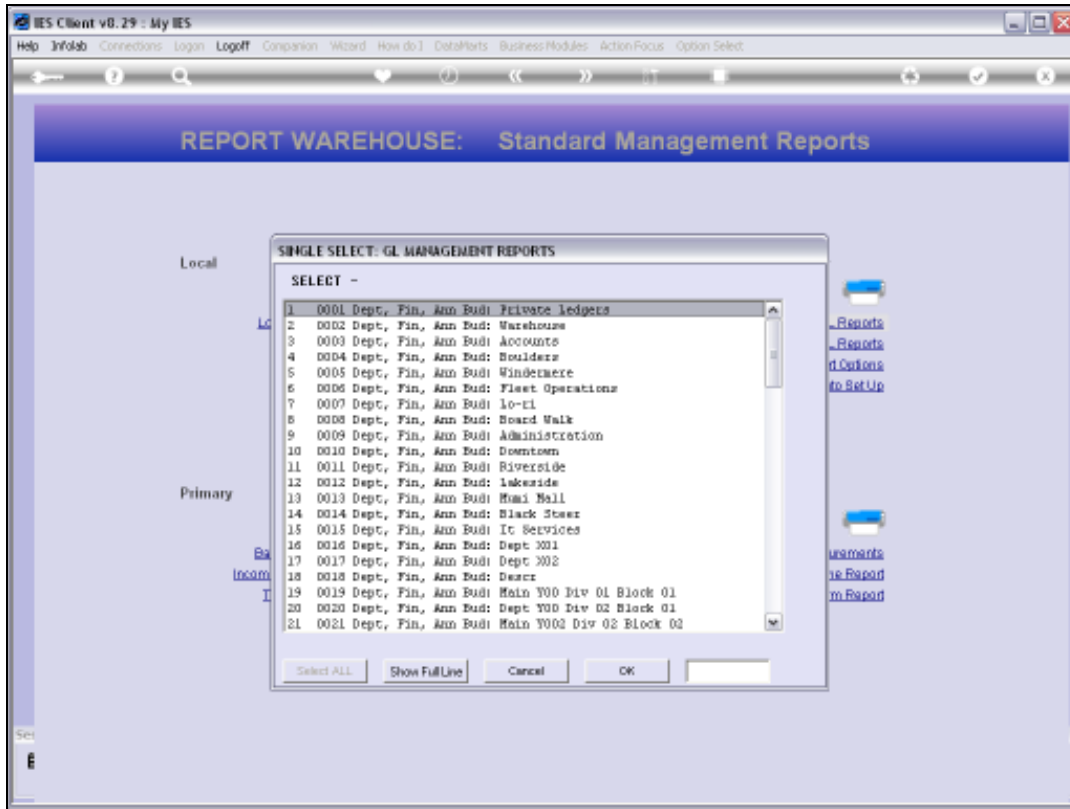


Slide 1

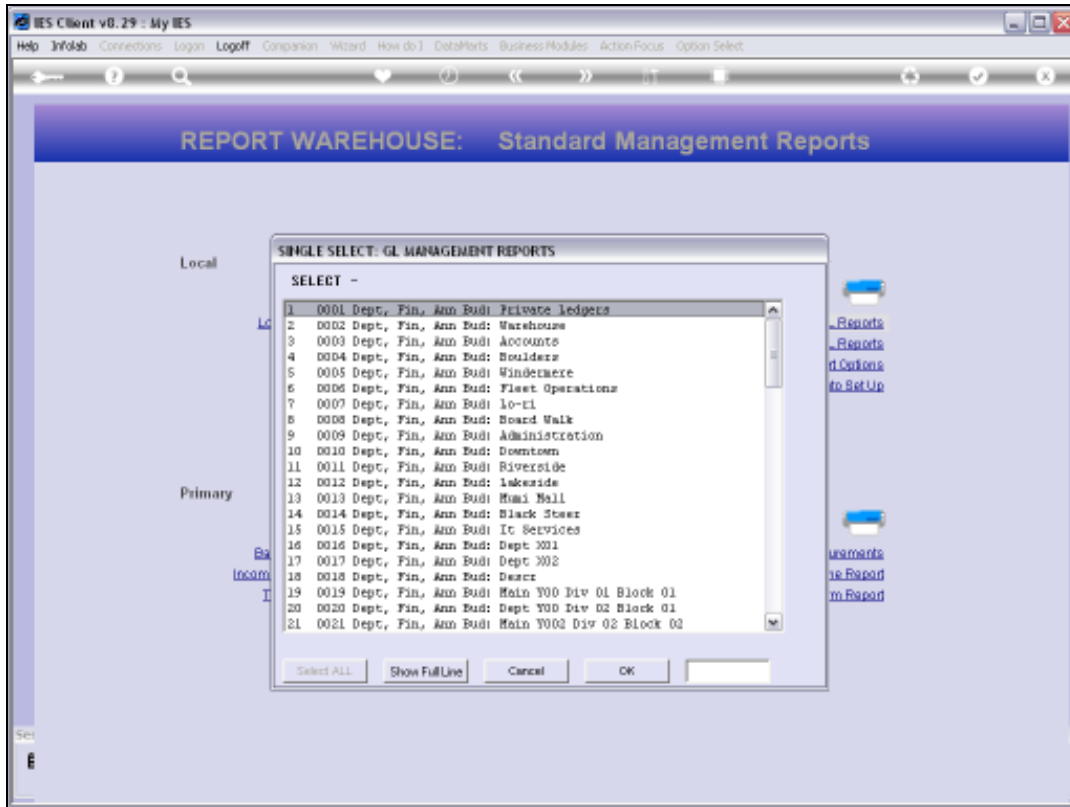
Slide notes: GL Management Reports can be performed, on demand, from the Management Reports section in the Warehouse.



Slide 2
Slide notes:

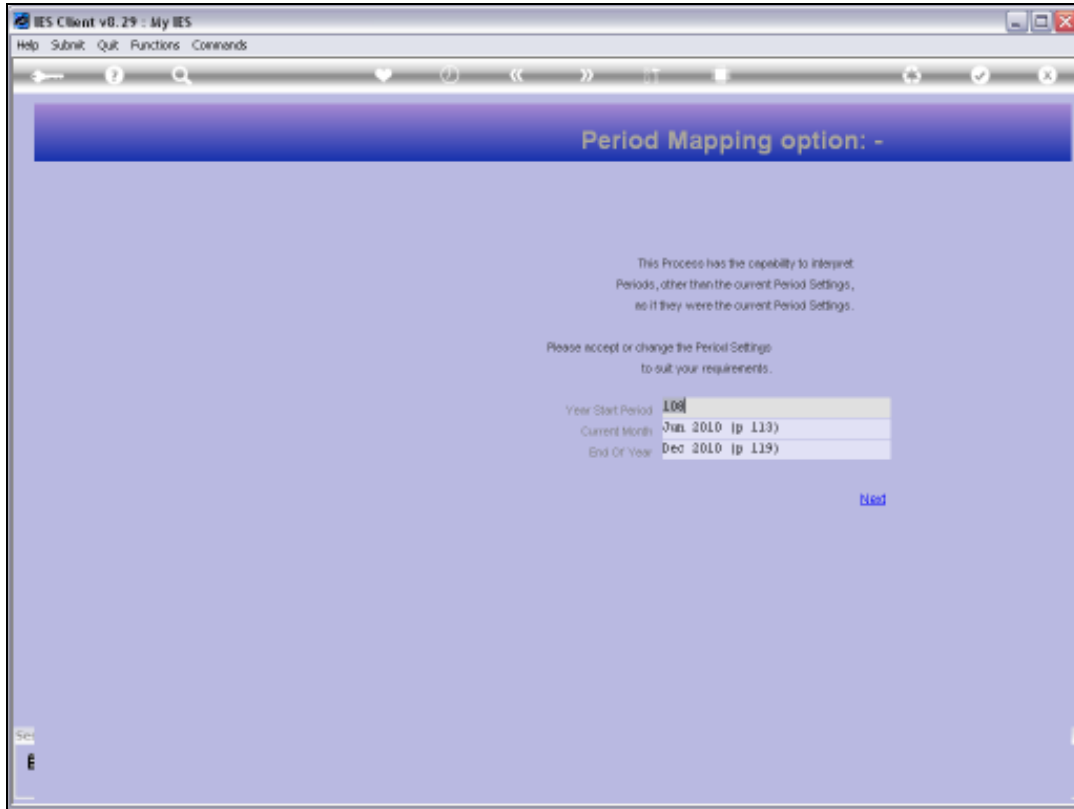


Slide 3
Slide notes:

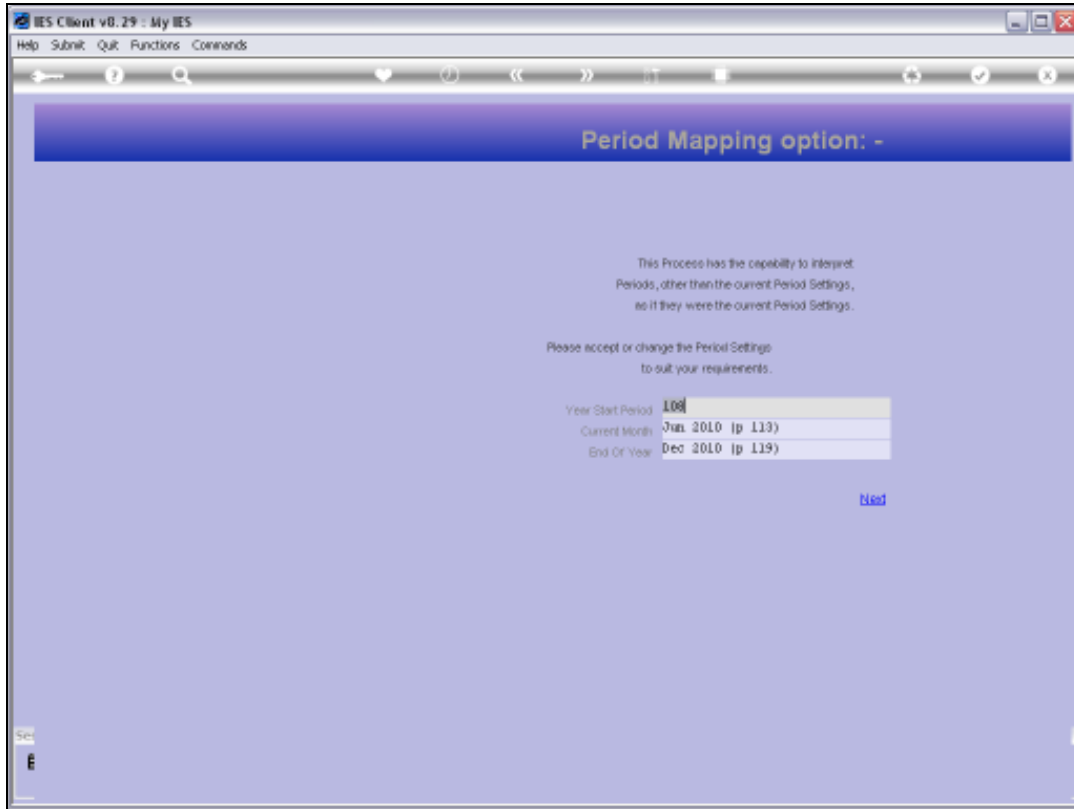


Slide 4

Slide notes: Select the Report to perform.



Slide 5
Slide notes:



Slide 6
Slide notes:

R1553030824.TXT - Notepad

File Edit Format View Help

08/07/2010 09:23:44 (0015)

page 1 Financials Displayed At 2 decs, normal Jan 2010 - Jun 2010

Dunay Hoops Inc.

IT Services

	ordered	committed	current actual	budget	variance	****
11-00-00-5001 Salaries	0.00	----->	0.00	0.00	0.00	
11-00-00-5002 Overtime	0.00	----->	0.00	0.00	0.00	
11-00-00-5002 Pension	0.00	----->	27,710.00	28,750.00	1,040.00	
11-00-00-5004 Medical	0.00	----->	23,500.00	40,250.00	16,750.00	
11-00-00-5005 Travel	0.00	----->	0.00	0.00	0.00	
11-00-00-5006 Benefits	0.00	----->	21,221.00	23,000.00	1,779.00	
11-00-00-5007 Staff Canteen	0.00	----->	15,700.00	17,250.00	1,550.00	
11-00-21-5001 Salaries	0.00	----->	50,000.00	52,700.32	2,700.32	
11-00-21-5002 Overtime	0.00	----->	10,222.00	11,500.00	1,278.00	
11-00-21-5005 Travel	0.00	----->	0.00	0.00	0.00	
11-00-22-5001 Salaries	0.00	----->	11,500.00	115,000.00	103,500.00	
11-00-22-5002 Overtime	0.00	----->	0.00	0.00	0.00	
11-00-22-5005 Travel	0.00	----->	0.00	0.00	0.00	
11-00-22-5005 Travel	0.00	----->	40,500.00	40,250.00	-250.00	
11-00-23-5001 Salaries	0.00	----->	65,554.00	67,000.32	1,446.32	
11-00-23-5002 Overtime	0.00	----->	16,500.00	11,500.00	-5,000.00	
11-00-23-5005 Travel	0.00	----->	0.00	0.00	0.00	
11-00-24-5001 Salaries	0.00	----->	50,445.00	57,500.00	7,055.00	
11-00-24-5002 Overtime	0.00	----->	0.00	0.00	0.00	
11-00-24-5005 Travel	0.00	----->	50,442.00	46,000.00	-4,442.00	

501 Personnel	0.00	----->	402,344.00	510,791.64	108,447.64	

11-00-00-5101 Internet	0.00	----->	3,500.00	3,450.00	-50.00	
11-00-00-5102 Telephones	0.00	----->	7,223.00	6,900.00	-323.00	

502 Communications	0.00	----->	10,723.00	10,350.00	-373.00	

11-00-00-5201 Stationery	0.00	----->	2,457.00	3,450.00	993.00	
11-00-00-5202 Office Rental	0.00	----->	12,500.00	13,000.00	1,300.00	
11-00-00-5202 Electricity	0.00	----->	4,441.00	4,600.00	159.00	

503 Office	0.00	----->	19,598.00	21,050.00	2,252.00	

11-00-00-5410 Computers	0.00	----->	0.00	23,000.00	23,000.00	
11-00-00-5411 Software	0.00	----->	0.00	11,500.00	11,500.00	
11-00-00-5412 Licenses	0.00	----->	0.00	5,750.00	5,750.00	

504 Information Technology	0.00	----->	0.00	40,250.00	40,250.00	

11-00-00-5521 Support Subsidy	0.00	----->	-104,000.00	-104,000.00	0.00	

Slide 7

Slide notes: And we have a Result. This is an example of 'performing on demand', but of course, these Reports can also be listed in the Report Library for automatic publication in the Report Warehouse.

R1553030824.TXT - Notepad

File Edit Format View Help

08/07/2010 09:23:44 (0015)

page 1 Financials Displayed At 2 decs, normal Jan 2010 - Jun 2010

Dunay Hoops Inc.

IT Services

	ordered	committed	current actual	budget	variance	****
11-00-00-5001 Salaries	0.00	----->	0.00	0.00	0.00	
11-00-00-5002 Overtime	0.00	----->	0.00	0.00	0.00	
11-00-00-5002 Pension	0.00	----->	27,710.00	28,750.00	1,040.00	
11-00-00-5004 Medical	0.00	----->	23,500.00	40,250.00	16,750.00	
11-00-00-5005 Travel	0.00	----->	0.00	0.00	0.00	
11-00-00-5006 Benefits	0.00	----->	21,221.00	23,000.00	1,779.00	
11-00-00-5007 Staff Canteen	0.00	----->	15,700.00	17,250.00	1,550.00	
11-00-21-5001 Salaries	0.00	----->	50,000.00	52,700.32	2,700.32	
11-00-21-5002 Overtime	0.00	----->	10,222.00	11,500.00	1,278.00	
11-00-21-5005 Travel	0.00	----->	0.00	0.00	0.00	
11-00-22-5001 Salaries	0.00	----->	11,500.00	115,000.00	103,500.00	
11-00-22-5002 Overtime	0.00	----->	0.00	0.00	0.00	
11-00-22-5005 Travel	0.00	----->	40,500.00	40,250.00	-250.00	
11-00-23-5001 Salaries	0.00	----->	65,554.00	67,000.32	1,446.32	
11-00-23-5002 Overtime	0.00	----->	16,500.00	11,500.00	-5,000.00	
11-00-23-5005 Travel	0.00	----->	0.00	0.00	0.00	
11-00-24-5001 Salaries	0.00	----->	50,445.00	57,500.00	7,055.00	
11-00-24-5002 Overtime	0.00	----->	0.00	0.00	0.00	
11-00-24-5005 Travel	0.00	----->	50,442.00	46,000.00	-4,442.00	

501 Personnel	0.00	----->	402,344.00	510,791.64	108,447.64	

11-00-00-5101 Internet	0.00	----->	3,500.00	3,450.00	-50.00	
11-00-00-5102 Telephone	0.00	----->	7,223.00	6,900.00	-323.00	

502 Communications	0.00	----->	10,723.00	10,350.00	-373.00	

11-00-00-5201 Stationery	0.00	----->	2,657.00	3,450.00	793.00	
11-00-00-5202 Office Rental	0.00	----->	12,500.00	13,000.00	1,300.00	
11-00-00-5202 Electricity	0.00	----->	4,441.00	4,600.00	159.00	

503 Office	0.00	----->	19,598.00	21,050.00	2,252.00	

11-00-00-5410 Computers	0.00	----->	0.00	23,000.00	23,000.00	
11-00-00-5411 Software	0.00	----->	0.00	11,500.00	11,500.00	
11-00-00-5412 Licenses	0.00	----->	0.00	5,750.00	5,750.00	

504 Information Technology	0.00	----->	0.00	40,250.00	40,250.00	

11-00-00-5521 Support Subsidy	0.00	----->	-104,000.00	-104,000.00	0.00	

Slide 8
 Slide notes:

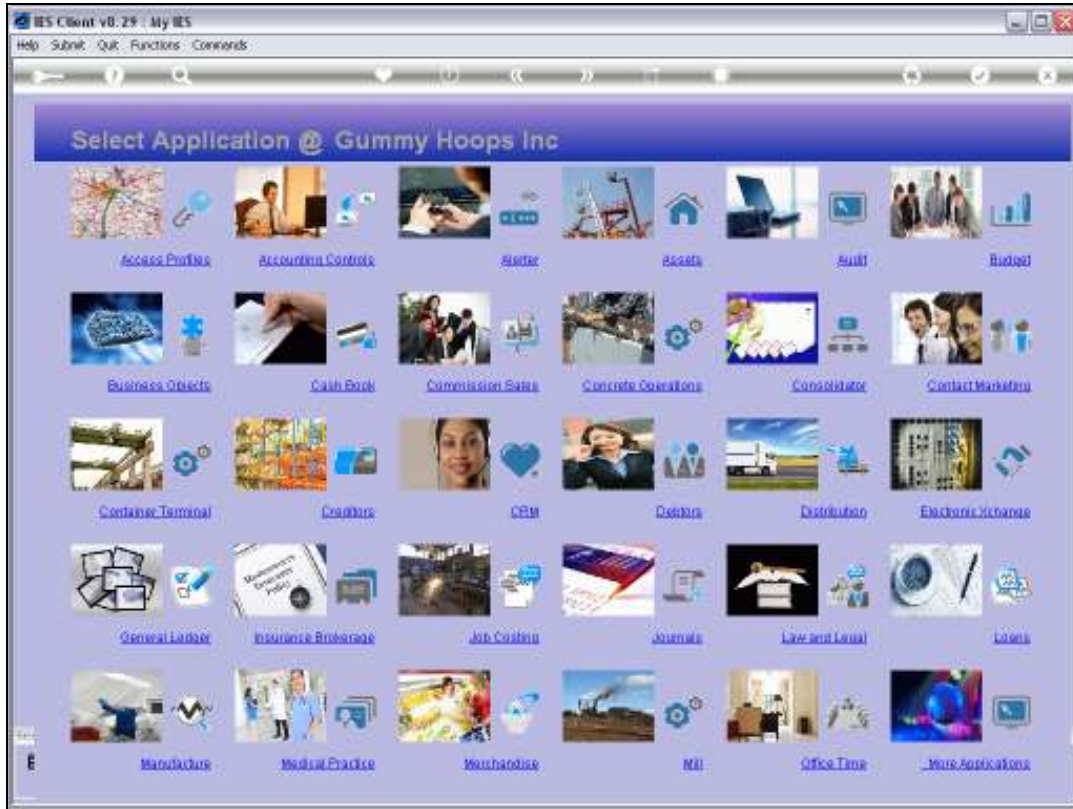


Slide 9

Slide notes: And we show another way of reaching the 'on demand' option for these GL Management Reports.



Slide 10
Slide notes:



Slide 11
Slide notes:



Slide 12

Slide notes: From the General Ledger Application, we can also select the Management Reports.



Slide 14

Slide notes: This is another route to the same destination.



Slide 15

Slide notes: