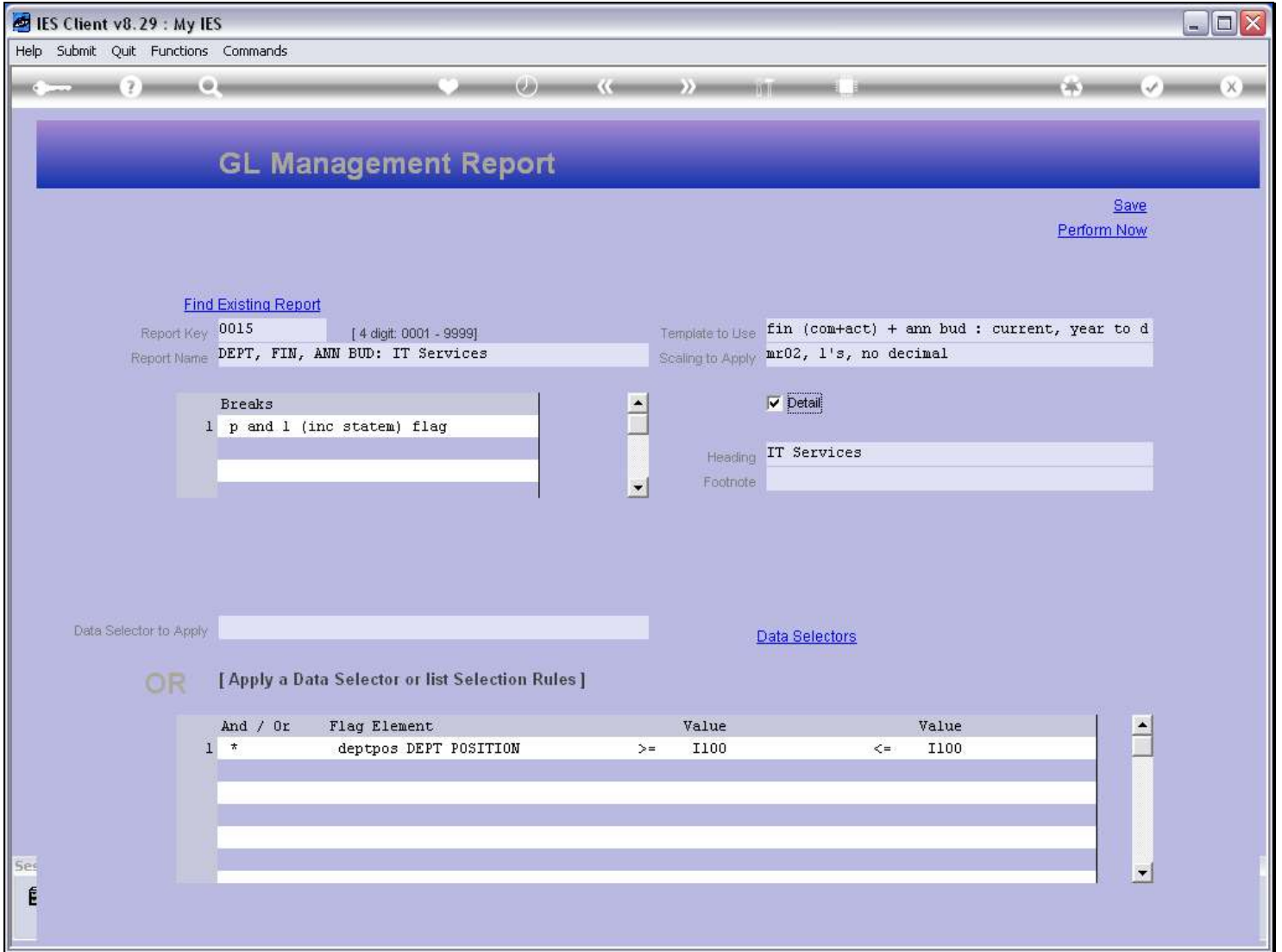


Slide 1 - Slide 1



Slide notes

The GL Report Writer provides for a single switch to control Detail and Summary Reports. The current Report is set for Detail. Let's see the effect.

Slide 2 - Slide 2

R1553037814.TXT - Notepad

08/07/2010 10:30:14 (0015)

page 1 Financials Displayed As 1's, no decimal Jan 2010 - Jun 2010

Gummy Hoops Inc.

IT Services

	ordered	committed	current actual	budget	variance
11-00-00-5001 Salaries	0	----->	0	0	0
11-00-00-5002 Overtime	0	----->	0	0	0
11-00-00-5003 Pension	0	----->	27,710	28,750	1,040
11-00-00-5004 Medical	0	----->	33,500	40,250	6,750
11-00-00-5005 Travel	0	----->	0	0	0
11-00-00-5006 Benefits	0	----->	21,221	23,000	1,779
11-00-00-5007 Staff Canteen	0	----->	15,700	17,250	1,550
11-00-31-5001 Salaries	0	----->	50,000	52,708	2,708
11-00-31-5002 Overtime	0	----->	10,222	11,500	1,278
11-00-31-5005 Travel	0	----->	0	0	0
11-00-32-5001 Salaries	0	----->	11,500	115,000	103,500
11-00-32-5002 Overtime	0	----->	0	0	0
11-00-32-5005 Travel	0	----->	40,550	40,250	-300
11-00-33-5001 Salaries	0	----->	66,554	67,083	529
11-00-33-5002 Overtime	0	----->	16,500	11,500	-5,000
11-00-33-5005 Travel	0	----->	0	0	0
11-00-34-5001 Salaries	0	----->	58,445	57,500	-945
11-00-34-5002 Overtime	0	----->	0	0	0
11-00-34-5005 Travel	0	----->	50,442	46,000	-4,442

501 Personnel	0	----->	402,344	510,792	108,448

11-00-00-5101 Internet	0	----->	3,500	3,450	-50
11-00-00-5102 Telephone	0	----->	7,223	6,900	-323

502 Communications	0	----->	10,723	10,350	-373

11-00-00-5201 Stationery	0	----->	2,657	3,450	793
11-00-00-5202 Office Rental	0	----->	12,500	13,800	1,300
11-00-00-5203 Electricity	0	----->	4,441	4,600	159

503 Office	0	----->	19,598	21,850	2,252

11-00-00-5410 Computers	0	----->	0	23,000	23,000
11-00-00-5411 Software	0	----->	0	11,500	11,500
11-00-00-5412 Licenses	0	----->	0	5,750	5,750

504 Information Technology	0	----->	0	40,250	40,250

Slide notes

On this Report, we have a line for each selected Account, and we have sub-totals at the Break. We call this a Detail Report.

Slide 3 - Slide 3

R1553037814.TXT - Notepad

File Edit Format View Help

08/07/2010 10:30:14 (0015)

page 1 Financials Displayed As 1's, no decimal Jan 2010 - Jun 2010

Gummy Hoops Inc.

IT Services

	ordered	committed	current actual	budget	variance
11-00-00-5001 Salaries	0	----->	0	0	0
11-00-00-5002 Overtime	0	----->	0	0	0
11-00-00-5003 Pension	0	----->	27,710	28,750	1,040
11-00-00-5004 Medical	0	----->	33,500	40,250	6,750
11-00-00-5005 Travel	0	----->	0	0	0
11-00-00-5006 Benefits	0	----->	21,221	23,000	1,779
11-00-00-5007 Staff Canteen	0	----->	15,700	17,250	1,550
11-00-31-5001 Salaries	0	----->	50,000	52,708	2,708
11-00-31-5002 Overtime	0	----->	10,222	11,500	1,278
11-00-31-5005 Travel	0	----->	0	0	0
11-00-32-5001 Salaries	0	----->	11,500	115,000	103,500
11-00-32-5002 Overtime	0	----->	0	0	0
11-00-32-5005 Travel	0	----->	40,550	40,250	-300
11-00-33-5001 Salaries	0	----->	66,554	67,083	529
11-00-33-5002 Overtime	0	----->	16,500	11,500	-5,000
11-00-33-5005 Travel	0	----->	0	0	0
11-00-34-5001 Salaries	0	----->	58,445	57,500	-945
11-00-34-5002 Overtime	0	----->	0	0	0
11-00-34-5005 Travel	0	----->	50,442	46,000	-4,442

501 Personnel	0	----->	402,344	510,792	108,448

11-00-00-5101 Internet	0	----->	3,500	3,450	-50
11-00-00-5102 Telephone	0	----->	7,223	6,900	-323

502 Communications	0	----->	10,723	10,350	-373

11-00-00-5201 Stationery	0	----->	2,657	3,450	793
11-00-00-5202 Office Rental	0	----->	12,500	13,800	1,300
11-00-00-5203 Electricity	0	----->	4,441	4,600	159

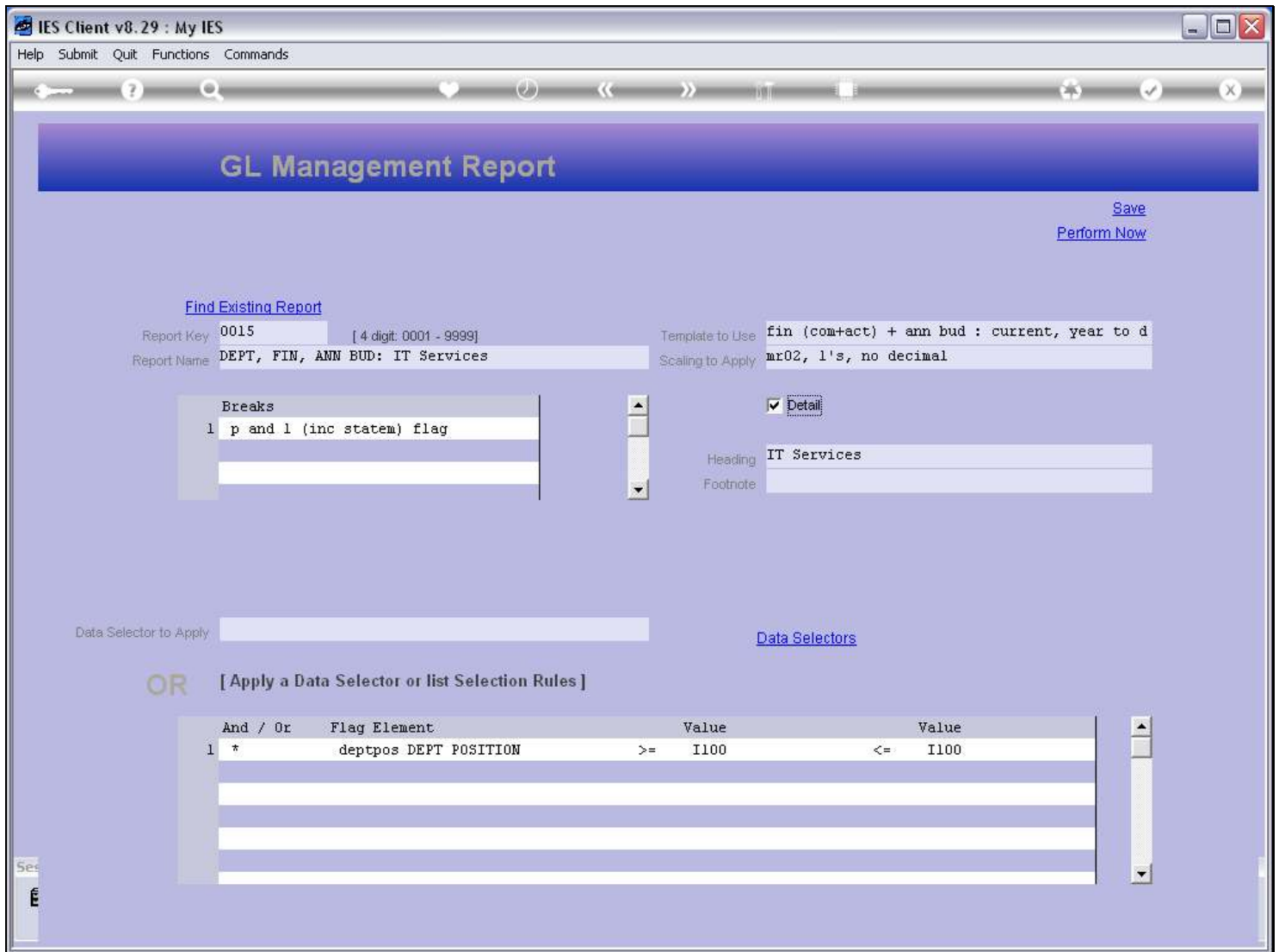
503 Office	0	----->	19,598	21,850	2,252

11-00-00-5410 Computers	0	----->	0	23,000	23,000
11-00-00-5411 Software	0	----->	0	11,500	11,500
11-00-00-5412 Licenses	0	----->	0	5,750	5,750

504 Information Technology	0	----->	0	40,250	40,250

Slide notes

Slide 4 - Slide 4



Slide notes

Now we will switch off the Detail option.

Slide 5 - Slide 5

The screenshot shows the IES Client v8.29: My IES interface. At the top, there is a menu bar with 'Help', 'Submit', 'Quit', 'Functions', and 'Commands'. Below the menu is a toolbar with various icons. The main content area has a blue header with the text 'GL Management Report'. To the right of the header are two links: 'Save' and 'Perform Now'. Below the header, there is a section titled 'Find Existing Report'. This section contains several input fields: 'Report Key' with the value '0015' and a note '[4 digit: 0001 - 9999]', 'Report Name' with the value 'DEPT, FIN, ANN BUD: IT Services', 'Template to Use' with the value 'fin (com+act) + ann bud : current, year to d', and 'Scaling to Apply' with the value 'mr02, 1's, no decimal'. There is also a 'Detail' checkbox which is currently unchecked. Below these fields is a 'Breaks' table with one row: '1 p and 1 (inc statem) flag'. To the right of the breaks table are 'Heading' and 'Footnote' fields, both containing the text 'IT Services'. Below the breaks table is a 'Data Selector to Apply' field which is empty, and a link 'Data Selectors'. Below this is an 'OR' section with the text '[Apply a Data Selector or list Selection Rules]'. This section contains a table with the following data:

And / Or	Flag Element	Value	Value
1 *	deptpos DEPT POSITION	>= I100	<= I100

Slide notes

Slide 6 - Slide 6

R1553037841.TXT - Notepad

File Edit Format View Help

08/07/2010 10:30:41 (0015)

page 1 Financials Displayed As 1's, no decimal Jan 2010 - Jun 2010

Gummy Hoops Inc.

IT Services

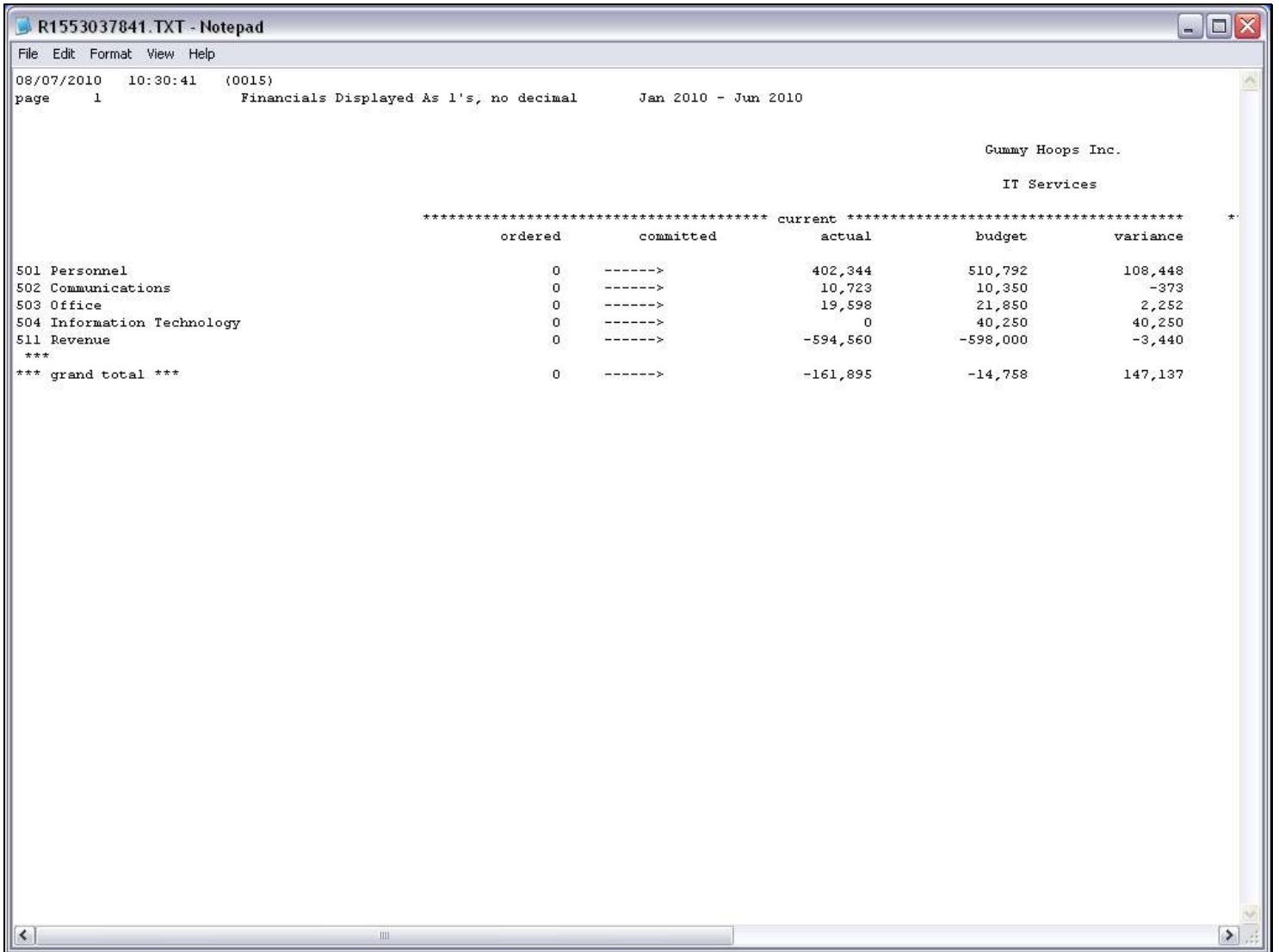
	ordered	committed	current actual	budget	variance
501 Personnel	0	----->	402,344	510,792	108,448
502 Communications	0	----->	10,723	10,350	-373
503 Office	0	----->	19,598	21,850	2,252
504 Information Technology	0	----->	0	40,250	40,250
511 Revenue	0	----->	-594,560	-598,000	-3,440

*** grand total ***	0	----->	-161,895	-14,758	147,137

Slide notes

And here we see the effect. The detail Account Lines are not shown, just the totals at the Breaks are shown. We call this a Summary Report, and the switch for Detail or Summary is a single choice on any GL Writer Report.

Slide 7 - Slide 7



R1553037841.TXT - Notepad

File Edit Format View Help

08/07/2010 10:30:41 (0015)

page 1 Financials Displayed As 1's, no decimal Jan 2010 - Jun 2010

Gummy Hoops Inc.

IT Services

	ordered	committed	current actual	budget	variance
501 Personnel	0	----->	402,344	510,792	108,448
502 Communications	0	----->	10,723	10,350	-373
503 Office	0	----->	19,598	21,850	2,252
504 Information Technology	0	----->	0	40,250	40,250
511 Revenue	0	----->	-594,560	-598,000	-3,440

*** grand total ***	0	----->	-161,895	-14,758	147,137

Slide notes

Slide 8 - Slide 8

R1553037841.TXT - Notepad

File Edit Format View Help

08/07/2010 10:30:41 (0015)

page 1 Financials Displayed As 1's, no decimal Jan 2010 - Jun 2010

Gummy Hoops Inc.

IT Services

	ordered	committed	current actual	budget	variance
501 Personnel	0	----->	402,344	510,792	108,448
502 Communications	0	----->	10,723	10,350	-373
503 Office	0	----->	19,598	21,850	2,252
504 Information Technology	0	----->	0	40,250	40,250
511 Revenue	0	----->	-594,560	-598,000	-3,440

*** grand total ***	0	----->	-161,895	-14,758	147,137

Slide notes